

INTERIOR DOOR FOCUS:  
**LAMINATES**



# Why laminate doors?

Choosing Laminate doors ensures a consistency of colour, tone and pattern with a finish that is enduring and stylish.

Unlike the natural variation found in timber veneers, laminate woodgrain looks exactly the same on each door and the latest on-trend colour tones can be incorporated into the finishes.

- ✔ **Uniform finish**
- ✔ **Durable**
- ✔ **Pre-finished**
- ✔ **Contemporary colour tones**
- ✔ **Easy to maintain**



## The Finish

Combining the good looks of a natural wood grain with all the advantages of a robust laminated finish. The realistic texture of our Laminate finish even feels like real wood grain!


## The Colours

Perfect for the modern home, our Laminate doors are available in the latest on-trend colour tones. Choose from a selection of contemporary neutrals and greys to complement your home interior theme.



## The Style

Our most popular door styles are available in a choice of Laminate finishes. Choose from the ladder style panel design of the Tigris, the cottage style look of the Colorado / Hudson or the subtle recessed panel of the Alabama.

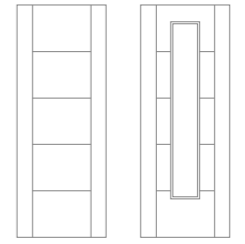


## Construction

Our 35mm Laminate doors are constructed with semi-solid engineered cores for added stability with a Continuous Pressure Laminate (CPL) layer on the face of the door. FD30 fire doors have a 44mm thickness with solid engineered cores. All glazed doors are fitted with clear flat safety glass and raised beading. Door edges are painted and can be retouched if trimmed during fitting.



# TIGRIS



Tigris Ivory

## One style three colour options

Tigris offers a choice of dark Cinza grey, Lava grey or Ivory wood effect, pre-finished laminate with colour matched grooves.

Semi-solid engineered core for added stability. FD30 fire doors have a solid engineered core.

Matching glazed partners have clear flat safety glass with raised beading.

🔥 FD30 Fire doors are available from stock.

If trimming is required the door edges will need retouching. We recommend:

Cinza: RAL 7022  
Lava: RAL 7036  
Ivory: RAL 9001

Tigris Cinza



Size (mm)	Code
PRE-FINISHED	
1981 610 35	CINTIG20
1981 686 35	CINTIG23
1981 762 35	CINTIG26
1981 838 35	CINTIG29
1981 686 44	CINTIG23FD30 🔥
1981 762 44	CINTIG26FD30 🔥
1981 838 44	CINTIG29FD30 🔥

Tigris Cinza  
Glazed



Size (mm)	Code
PRE-FINISHED	
1981 686 35	CINTIG23G
1981 762 35	CINTIG26G
1981 838 35	CINTIG29G

Tigris Lava



Size (mm)	Code
PRE-FINISHED	
1981 610 35	LAVTIG20
1981 686 35	LAVTIG23
1981 762 35	LAVTIG26
1981 838 35	LAVTIG29
1981 610 44	LAVTIG20FD30 🔥
1981 686 44	LAVTIG23FD30 🔥
1981 762 44	LAVTIG26FD30 🔥
1981 838 44	LAVTIG29FD30 🔥

Tigris Lava  
Glazed



Size (mm)	Code
PRE-FINISHED	
1981 686 35	LAVTIG23G
1981 762 35	LAVTIG26G
1981 838 35	LAVTIG29G

Tigris Ivory



Size (mm)	Code
PRE-FINISHED	
1981 610 35	IVOTIG20
1981 686 35	IVOTIG23
1981 762 35	IVOTIG26
1981 838 35	IVOTIG29
1981 686 44	IVOTIG23FD30 🔥
1981 762 44	IVOTIG26FD30 🔥
1981 838 44	IVOTIG29FD30 🔥

Tigris Ivory  
Glazed




Size (mm)	Code
PRE-FINISHED	
1981 686 35	IVOTIG23G
1981 762 35	IVOTIG26G
1981 838 35	IVOTIG29G



Alabama Cinza

# ALABAMA



## Subtle sophistication, contemporary colours

The Alabama's slightly recessed centre panel enhances its contemporary style. Available in either a dark Cinza grey or smoky Fumo grey wood effect pre-finished laminate.

Semi-solid engineered core for added stability. FD30 fire doors have a solid engineered core.

Matching glazed partners have clear flat safety glass with raised beading.

🔥 FD30 Fire doors are available from stock.

If trimming is required the door edges will need retouching. We recommend:

Cinza: RAL 7022

Fumo: NCS S1502-Y50R

Alabama Cinza



Alabama Cinza  
Glazed



Size (mm)	Code
PRE-FINISHED	
1981 610 35	LALACIN20
1981 686 35	LALACIN23
1981 762 35	LALACIN26
1981 838 35	LALACIN29
1981 686 44	LALACIN23FD30 🔥
1981 762 44	LALACIN26FD30 🔥
1981 838 44	LALACIN29FD30 🔥

Alabama Fumo



Alabama Fumo  
Glazed




Size (mm)	Code
PRE-FINISHED	
1981 610 35	LALAFUM20
1981 686 35	LALAFUM23
1981 762 35	LALAFUM26
1981 838 35	LALAFUM29
1981 686 44	LALAFUM23FD30 🔥
1981 762 44	LALAFUM26FD30 🔥
1981 838 44	LALAFUM29FD30 🔥

Size (mm)	Code
PRE-FINISHED	
1981 686 35	LALAFUMG23
1981 762 35	LALAFUMG26
1981 838 35	LALAFUMG29



# COLORADO



## Modern take on Cottage style

Colorado has a Grey wood effect finish with colour matched grooves. Supplied pre-finished.

Semi-solid engineered core for added stability. FD30 fire doors have a solid engineered core.

Matching glazed partner has clear flat safety glass with etched lines and raised beading.

🔥 FD30 Fire doors are available from stock.

If trimming is required the door edges will need retouching. We recommend: RAL 7030



Colorado



Colorado Glazed

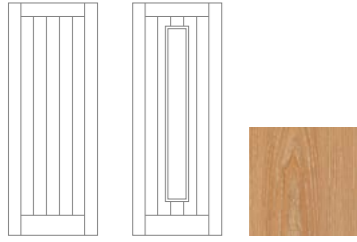


Size (mm)	Code
PRE-FINISHED	
1981 610 35	LCOLO20
1981 686 35	LCOLO23
1981 762 35	LCOLO26
1981 838 35	LCOLO29
1981 610 44	LCOLO20FD30 🔥
1981 686 44	LCOLO23FD30 🔥
1981 762 44	LCOLO26FD30 🔥
1981 838 44	LCOLO29FD30 🔥

Size (mm)	Code
PRE-FINISHED	
1981 686 35	LCOLO23G
1981 762 35	LCOLO26G
1981 838 35	LCOLO29G



# HUDSON



## Perfecting oak in a Cottage Style

Hudson has an Oak wood effect finish with colour matched grooves. Supplied pre-finished.

Semi-solid engineered core for added stability. FD30 fire doors have a solid engineered core.

Matching glazed partner has clear flat safety glass with raised beading.

🔥 FD30 Fire doors are available from stock.

If trimming is required the door edges will need retouching. We recommend: NCS S3020-Y30R



Hudson



Hudson Glazed



Size (mm)	Code
PRE-FINISHED	
1981 610 35	LHUD20
1981 686 35	LHUD23
1981 762 35	LHUD26
1981 838 35	LHUD29
2040 626 40	LHUD626
2040 726 40	LHUD726
2040 826 40	LHUD826
1981 610 44	LHUD20FD30 🔥
1981 686 44	LHUD23FD30 🔥
1981 762 44	LHUD26FD30 🔥
1981 838 44	LHUD29FD30 🔥
2040 626 44	LHUD626FD30 🔥
2040 726 44	LHUD726FD30 🔥
2040 826 44	LHUD826FD30 🔥
2040 926 44	LHUD926FD30 🔥

Size (mm)	Code
PRE-FINISHED	
1981 686 35	LHUDG23
1981 762 35	LHUDG26
1981 838 35	LHUDG29
2040 626 40	LHUDG626
2040 726 40	LHUDG726
2040 826 40	LHUDG826

# Installation

Our Laminate doors come pre-finished and ready to hang. We recommend using 3 hinges to hang each door to prevent warping.

## Trimming:

	MAXIMUM TRIMMING		
	off each long edge	off each top edge	off each bottom edge
35mm standard & glazed doors	12mm	10mm	10mm
44mm FD30 fire doors	2mm	N/A	10mm

Trimming allowances are for guidance only and if required should be kept to a minimum. Please note that lipping sizes may vary due to the manufacturing process of trimming a door to its finished size. We do not recommend trimming FD30 fire doors and if it is required the reduction should be minimal with a maximum of 2mm from each side of the door.

## Edge painting:

If the door edges are trimmed they will need to be repainted. Please refer to individual products for colour match information.



## Door Care

Laminate doors are very easy to maintain. We recommend cleaning the face of the doors on a regular basis with a damp cloth, followed by a dry cloth.

## Door Handle Packs

Take a look at our range of handle packs, which include a pair of handles, a latch and 3 high quality, stainless steel ball bearing hinges.



## Book a visit to our Showroom

At our showroom in Swadlincote, South Derbyshire, we have the largest display of JB Kind Doors in the UK. To book simply call 01283 554197 or fill out the appointment form on our website.



Follow us on Social Media



Call us on **01283 554197**  
or email **info@jbkind.com**

[www.jbkind.com](http://www.jbkind.com)