

DOOR COLLECTION 2022



Welcome

Our 2022 Door Collection includes all the designs you've come to know and trust, plus some exciting new door styles too!

Our incredibly popular Urban Industrial range has expanded (p16-25), thanks to its uber-contemporary style, robust construction and value for money. Whether you choose them in black or white, the new Civic and Plaza door designs are perfect for the modern home.

If you're looking for something a little different our striking new Quartz design (pg5) really does have the wow factor - or keep things modern and simple with our new 4 Line Horizontal (p105).

Whatever your style and budget, from space-saving pocket door systems to easy-to-maintain Laminate doors, we'll have the door solution to suit your needs.

This brochure has clickable links to help you find what you want quicker!

Contents

What's new for 2022?	pages 4-5
About JB Kind Doors	pages 6-7
Door Showroom	page 8
Where to Buy	page 9
How to Choose Your Doors	pages 10-11
Our Services	
Bespoke Options	page 13
Colour Options	pages 14-15
Rebated Door Pairs	page 15
Internal Doors	pages 16-109
Pocket Door Systems	pages 110-113
Door Furniture	pages 114-116
Useful information	page 117
External Doors	pages 118-121
Index	page 122

Architects, Specifiers and Designers


Our dynamic door designs offer undeniable value as well as compliance with a wide range of UK and European industry standards.

From fire protection and thermal insulation to renewable resources and disabled access, you can rely on JB Kind to provide the quality standards you need. We have recognised third party accreditation from schemes such as Certifire and FSC® chain of custody.


If you have any questions or need some expert advice, don't hesitate to call us on 01283 554197.



Urban Industrial
See pages 16-25



Oak Doors
See pages 26-55



Walnut Doors
See pages 56-61



Laminate Doors
See pages 62-71



Painted Doors
See pages 72-77



White Doors
See pages 78-109



Exterior Doors
See pages 118-121

What's new for 2022?

Two new styles added to Urban Industrial



Industrial style inspired interiors are the latest go to trend in home design. Linking functional industrial elements with comfortable modern living to create the perfect home!

Our Urban Industrial range has seen unprecedented demand which is why we've added 8 new design options to this uber-contemporary door collection.

The new 6 panel Civic and 10 panel Plaza designs, like our existing industrial interior doors, benefit from robust quality construction and are available pre-finished in both black and white. See pages 18-21.



4 Line Horizontal



We've kept it simple with our new 4 Line Horizontal door.

Its contemporary style offers an excellent quality, entry level smooth moulded skin door. Primed and ready for painting with matching glazed and FD30 fire door options too. See page 105.

Chic and creative – the Quartz!

The Quartz's striking hexagonal design oozes complex creativity with a classy yet laid back labyrinthian design.

Choose from solid and glazed options that are ready primed, waiting for your choice of paint finish. See page 95.



Inspiration Hub

Our new online Inspiration Hub is the perfect place to help inspire your door choice and spark some creativity!

There are real life case studies, customer inspired project images, a large lifestyle gallery as well as the latest trends and tips.



View our Inspiration Hub at jbkind.com/inspiration


Coming soon...

Door Visualiser

Pop over to our brand new Door Visualiser, the first ever online visualisation tool just for internal doors that is exclusive to JB Kind!

Have fun trying out our most popular door designs in a choice of three contemporary room settings. Tweak the room style to suit your own personal taste by changing the wall colours and flooring. Save and share your favourite pictures to help inspire your door choice.

Helping you #chooseyourdoors



View our door visualiser at doorvisualiser.com



We've a rich heritage in timber products



Over 150 years and we're still going strong!

JB Kind's business has always diversified and moved with the times, including manufacturing goods for the military during both World Wars and more recently timber pallets.

In 1983, JB Kind introduced a new line of business, a door division! Offering a new and innovative approach to supplying affordable, quality door designs proved so successful, the business turned exclusively to doors in 2007 and we haven't looked back since!






Like to know more about our history?
Visit jbkind.com/about/history

Today, we offer more than just doors

At our purpose built head office and distribution centre in Derbyshire, we offer a number of different door related products and services.

Whether you require tailor made bespoke doors in a different design or size, pre-assembled internal doorsets or a professional spray paint finish service in any colour you like - we can help.

Space saving pocket door systems that are easy to install and an attractive selection of handle packs that include everything you need to fit a door, are also available.



In-house Joinery service

Our team of experienced joiners offer a range of services related to door installation. These include, glazing FD30 fire doors and rebating doors into pairs.



Certifications & Memberships

Our dedication to meeting the highest standards for our customers is illustrated by our continuous achievement of the UK quality standard to the ISO9001 accreditation. In addition, we are affiliated to the British Woodworking Federation (BWF) and Timber Research and Development Association (TRADA) which together set the industry standards for the supply of wood products into the UK.



Look for FSC® certified products

FSC® Certified chain of custody door supplier

We hold our own FSC® chain of custody certification for certain doors within our collection. Chain of custody certification ensures that the systems within our business allow us to track the door from the day we buy it, through to the day we deliver it. Wherever you see FSC® Certified within a product description that door has been produced from certified materials and other controlled sources.



The mark of responsible forestry

Get Inspired...

URBAN INDUSTRIAL
OAK
WALNUT
LAMINATES
PAINTED FINISH
WHITE



The largest display of JB Kind doors in the UK

At our showroom we welcome visitors from across the UK to view the largest range of JB Kind doors in the country.

From architects and specifiers, to developers, self builders and renovators, we offer exclusive access to the showroom, Monday to Friday on an appointment only basis.

Based in Swadlincote, South Derbyshire, JB Kind's showroom is conveniently

located just 10 minutes from either junction 11 or 13 on the M42.

You will be able to view more than 70 doors on display from our latest and most popular door ranges, as well as a double pocket door system, a working bi-fold door and rebated door pair.

We have many partners throughout the UK with our doors on display, so please consult us for the closest to you or visit our online Supplier Locator.



View our Virtual Showroom tour at jbkind.com/about/door-showroom

BOOK TODAY...

Please call 01283 554197 to make an appointment or complete our online appointment form.



DOOR HANDLE PACKS
EXTERNAL EXTREME



@ self_build_in_the_country

Social media

Follow us on social media for inspirational ideas, news and much more.



Instagram - be inspired by #realhomes that have fitted our doors and don't forget to share photos of your projects by tagging us in at #jbkinddoors.



Did you know that we have lots of helpful product and 'how to' videos on YouTube?



Brochures, trends, help and more

Visit jbkind.com to find lots more information to help you make your door choices. Including information on finishes, sizes and the latest interior trends.

Plus, there are product focus brochures, FAQs, How to advice and videos and our bespoke services are all available for you to browse through.



View our brochures at jbkind.com/brochure

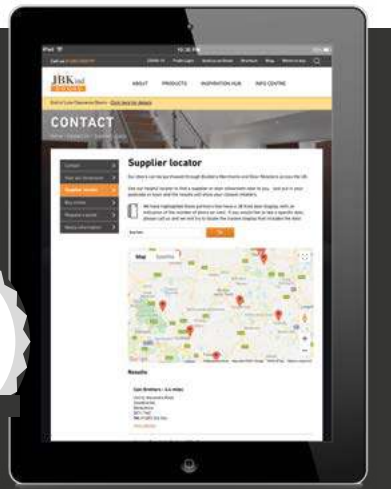
Ready to buy?

We don't sell doors direct, instead all our doors can be ordered from Builders Merchants and Door Retailer partners across the UK, as well as via our approved Online Partners.

Just go to the **Where to Buy** section on jbkind.com and search our Supplier Locator to find your closest retailer, as well as links to our Online Partners.



Find your nearest retailer at jbkind.com/about/where-to-buy



How to choose your doors

URBAN INDUSTRIAL
OAK
WALNUT
LAMINATES
PAINTED FINISH
WHITE
DOOR HANDLE PACKS
EXTERNAL EXTREME



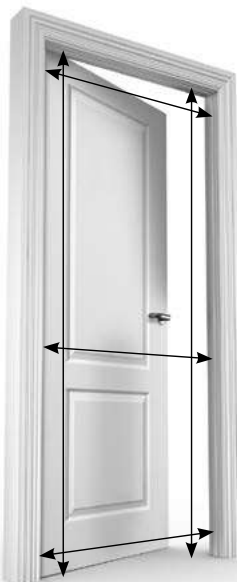
Measuring up

To make sure you purchase the right door sizes, take the following measurements.

Door width: measure the top, middle and bottom of the door frame. The widest measurement determines the width of the door.

Door height: measure inside the vertical side of the frame. The longest length determines the height required. Remember to make allowance for any floor covering and fitting tolerances (normally 2-3mm on long edges and top edge).

NB. You can plane door edges slightly to reduce the size. If required, please call us for details of the lipping size.



Door size conversion chart:

A little help if you need to work out the metric and imperial equivalent for door sizes.

Height & Width

Metric (mm)	Imperial (inches)	Imperial (feet & inches)
1981 x 457	78" x 18"	6'6" x 1'6"
1981 x 533	78" x 21"	6'6" x 1'9"
1981 x 610	78" x 24"	6'6" x 2'0"
1981 x 686	78" x 27"	6'6" x 2'3"
1981 x 711	78" x 28"	6'6" x 2'4"
1981 x 762	78" x 30"	6'6" x 2'6"
1981 x 838	78" x 33"	6'6" x 2'9"
1981 x 915	78" x 36"	6'6" x 3'0"
1981 x 1067	78" x 42"	6'6" x 3'6"
1981 x 1168	78" x 46"	6'6" x 3'10"
1981 x 1220	78" x 48"	6'6" x 4'0"
1981 x 1372	78" x 54"	6'6" x 4'6"
1981 x 1524	78" x 60"	6'6" x 5'0"
2032 x 813	80" x 32"	6'8" x 2'8"
2134 x 915	84" x 36"	7'0" x 3'0"
2040 x 526	80¼" x 20 ¹¹ / ₁₆ "	6'8¼" x 1'8 ¹¹ / ₁₆ "
2040 x 626	80¼" x 24 ⁵ / ₈ "	6'8¼" x 2'0 ⁵ / ₈ "
2040 x 726	80¼" x 28 ⁵ / ₈ "	6'8¼" x 2'4 ⁵ / ₈ "
2040 x 826	80¼" x 32½"	6'8¼" x 2'8½"
2040 x 926	80¼" x 36 ¹ / ₁₆ "	6'8¼" x 3'0 ¹ / ₁₆ "

STEP 1

Choose your preferred door style

Browse through and select your favourite door designs, colours and finishes. Not forgetting, a matching glazed partner, should you wish to add some extra light.



STEP 2

Check the sizes available

If one of our standard door sizes does not fit your requirements, check if a special size can be ordered through our **Bs** Bespoke Options service, page 12.



STEP 3

Consider how the doors will be fitted

- Do you need any door pairs? If so, take a look at our Door Pair rebating service page 15.
- Would a Pocket Door System help create some extra space? Ideal for renovation and new build projects, see pages 110-113.
- Will you require any fire doors? Most of our door designs offer an FD30 fire door option. See below.
- Ensuites, wardrobes and cupboards often require a space saving solution. Consider a matching bi-fold option, pocket door system or invest in some sliding door tracking.



STEP 4

Pick the right handle

A stylish handle really does finish off a door. Take a look at our Door Handle Packs, pages 114-116, supplied with everything you need to fit a door.



STEP 5

Price up your doors

JB Kind's doors can be purchased through Builders Merchants and Door Retailer partners across the UK, any of which will be happy to provide a quote. Either call us on 01283 554197 for details of your local supplier or visit our online Supplier Locator at jbkind.com.

Alternatively you can Buy Online via one of our approved Online Partners and your doors will just be a click away.

Fire Doors

Fire doors are a serious business, and that's why we invest our time, energy and money to ensure that we have one of the most comprehensive, and certified, collections of fire doors in the UK.

As responsible suppliers of fire resistant doors, we ensure that all of our FD30 doors have been tested in accordance with either the British BS476 pt22 or European EN1634-1:2000 standards. All of our fire doors have a Fire Test Assessment report which is available upon request and outlines in detail exactly what you can and can't do when fitting any particular door. All fire doors are glazed with fire-rated glass.

FD30 fire door pairs: please note that not all FD30 fire doors offered within this brochure are certificated for use as pairs. Please contact us for more information.

For more information on fire doors, including details on Glazed Fire Doors & Part M (Mobility) visibility requirements, log on to jbkind.com or call **01283 554197**.

Finding your fire doors

Look out for the 🔥 or 💧 icons that are adjacent to product codes throughout the brochure.

For a more detailed breakdown of the fire door options by range. See our online 'At a Glance Guide' that shows the standard stock and bespoke options for both solid and glazed FD30 fire doors, at jbkind.com/info-centre/fire-doors

Certificated Fire Doors

Fire doors certificated by Warringtonfire are identified by 💧 Certifire FD30 Fire door. JB Kind's membership of the BWF Fire Door Alliance Scheme supports the promotion of third party certification.



URBAN INDUSTRIAL

OAK

WALNUT

LAMINATES

PAINTED FINISH

WHITE

DOOR HANDLE PACKS

EXTERNAL EXTREME

OUR SERVICES

Need to know more about any of
our services or wish to order?

Call 01283 554197 or email info@jbkind.com

Bs Bespoke Options

Whether you're self-building, renovating your home, purchasing for a development project or you're an interior design expert, you'll want to take a look at JB Kind's bespoke options. The versatility of our bespoke service is ideal for those special requirements.

Many of our door designs have bespoke options available. Look out for the **Bs** icon adjacent to product images.



Make your mark

Perhaps you love one of the designs from our Door Collection but would prefer it in a different timber veneer or painted finish, or maybe you would like to create a style that is completely unique and different?



Head to our website for more info
jbkind.com/products/bespoke-door-options



Made to measure

There are a wide range of standard door sizes available, however, sometimes you just cannot avoid an awkwardly sized door opening. Many of the doors from our collection can be produced to order as a special size.



Bespoke glazing

Whether you prefer a full glazed panel or smaller apertures, there are so many options for a glazed door. Clear, bevelled, diamond cut and etched are some of the most popular glazing types. Let us know what you would like to achieve and we'll advise on the options.



Fire doors

JB Kind can supply bespoke fire doors, in a wide range of solid and glazed options. Supported by the appropriate accreditations, you can be safe and stylish.




Canterbury, painted in RAL 7003 Moss Grey

Colour Options Paint Service

All the colours of the spectrum

Bring colour to your home and make a style statement by painting your doors any colour you like!

Painting doors can be fiddly and time consuming, so let us take the hassle away and arrange for your doors to be professionally spray painted prior to delivery. All you have to do is tell us your preferred RAL Classic colour and we will do the rest.

Our White Classic and White Moulded door ranges are suitable for this service – look out for the  icon as you browse through the brochure.



BENEFITS

Save time

No need to prepare (de-nib/sand) doors prior to painting and paint several coats on each side, allowing for drying time too!

Cost saving

Eliminate the cost of purchasing paint and equipment, plus labour if you employ someone to do the job for you.

Perfect finish

Spray painting gives a smooth factory finish without brush marks or uneven coverage.

Colour choice

You really can have any colour on the RAL Classic spectrum. Even if you would like to paint your doors a shade of white, we will ensure they have the perfect finish.

Most popular RAL colours

The RAL Classic colour chart offers many different shades, so you should be able to find your perfect hue. As a guide, here are some of our customers favourites and you'll see that shades with a grey undertone are currently very popular.



9016 Traffic White



7030 Stone Grey



7003 Moss Grey



7016 Anthracite Grey



5008 Grey Blue



6004 Blue Green



7044 Silk Grey



1019 Grey Beige



5011 Steel Blue



9005 Jet Black

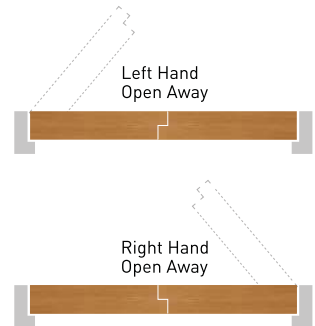
Note: Our painting service typically takes 3-4 weeks including delivery. Touch up kits are available to order. Colours shown are representative only. Please be aware that the appearance of RAL colours can vary depending on the absorbency level of the door face. Subject to terms and conditions.



Rebated Door Pairs

If you would like to fit a first-class door pair, we would recommend considering Rebated Meeting Stiles. Rebating means removing a section along the vertical edge of each door where they meet to allow them to fit snugly together, eliminating the small gap that you would see with square meeting stiles (two doors fitted side by side).

A number of door designs held within our stock ranges are suitable for rebating with a short lead time (see table below). This service is offered through our in-house joinery workshop. If your preferred door type is not listed, please check if our Bespoke Options service is available, as they could be made to order.



Doors that can be rebated into a pair from stock

Range	Door Designs
Urban Industrial	All door designs
Oak Contemporary	Tigris Oak & Medina (sizes: 686 & 762mm)
Oak Classic	Dove Pairs (ready rebated)
Oak Shaker	All door designs (except fire doors & bi-folds)
Oak Cottage	Thames + glazed partners (except fire doors & bi-fold)
Walnut	Axis
White Classic	All door designs (except fire doors)
White Contemporary	All door designs (except Ripple) Contact us for fire door options
White Shaker	All door designs (except fire doors & bi-folds)
White Moulded	Classique 6 Light Pairs (ready rebated)

EXTERNAL EXTREME DOOR HANDLE PACKS WHITE PAINTED FINISH LAMINATES WALNUT OAK URBAN INDUSTRIAL

URBAN INDUSTRIAL

Combining the cool appeal
of the urban landscape with
the stylish lines of modern living



EXTERNAL EXTREME

DOOR HANDLE PACKS

WHITE

PAINTED FINISH

LAMINATES

WALNUT

OAK

URBAN INDUSTRIAL

Make a
statement with
a pocket door
system
see page 110

EXTERNAL EXTREME DOOR HANDLE PACKS WHITE PAINTED FINISH LAMINATES WALNUT OAK URBAN INDUSTRIAL

Civic Black Clear Glass

Finish:

Black or white painted finish

Style:

6 industrial style panels

Glazing:

Clear flat safety glass

All glazed doors are constructed with individual panes for added stability

No risk of drilling into glass on glazed doors

Construction:

Solid framing and lock blocks

Robust 9mm MDF panels for solid doors

Other:

10mm trimming allowance on bottom rail

Suitable for regular door ironmongery

Rebated door pairs can be ordered from stock with a short lead time

NEW Civic Black



NEW Civic Black Clear Glass



PRE-FINISHED

Size (mm)	Code
1981 610 35	UCIV20BL
1981 686 35	UCIV23BL
1981 762 35	UCIV26BL
1981 838 35	UCIV29BL

PRE-FINISHED

Size (mm)	Code
1981 610 35	UCIV20GBL
1981 686 35	UCIV23GBL
1981 762 35	UCIV26GBL
1981 838 35	UCIV29GBL

Add the finishing touch...

see page 115



Civic White Clear Glass

NEW Civic White



NEW Civic White Clear Glass



PRE-FINISHED

Size (mm)	Code
1981 610 35	UCIV20WH
1981 686 35	UCIV23WH
1981 762 35	UCIV26WH
1981 838 35	UCIV29WH

PRE-FINISHED

Size (mm)	Code
1981 610 35	UCIV20GWH
1981 686 35	UCIV23GWH
1981 762 35	UCIV26GWH
1981 838 35	UCIV29GWH



Plaza Black

Make a statement with a pocket door system
see page 110

Finish:

Black or white painted finish

Style:

10 industrial style panels

Glazing:

Clear flat safety glass

All glazed doors are constructed with individual panes for added stability

No risk of drilling into glass on glazed doors

Construction:

Solid framing and lock blocks

Robust 6mm MDF panels for solid doors

Other:

10mm trimming allowance on bottom rail

Suitable for regular door ironmongery

Rebated door pairs can be ordered from stock with a short lead time



Plaza White Clear Glass

NEW Plaza
Black



PRE-FINISHED


Size (mm)	Code
1981 610 35	UPLA20BL
1981 686 35	UPLA23BL
1981 762 35	UPLA26BL
1981 838 35	UPLA29BL

Add the finishing touch...

see page 115



NEW Plaza Black
Clear Glass



PRE-FINISHED

Size (mm)	Code
1981 610 35	UPLA20GBL
1981 686 35	UPLA23GBL
1981 762 35	UPLA26GBL
1981 838 35	UPLA29GBL

NEW Plaza
White



PRE-FINISHED

Size (mm)	Code
1981 610 35	UPLA20WH
1981 686 35	UPLA23WH
1981 762 35	UPLA26WH
1981 838 35	UPLA29WH

NEW Plaza White
Clear Glass



PRE-FINISHED

Size (mm)	Code
1981 610 35	UPLA20GWH
1981 686 35	UPLA23GWH
1981 762 35	UPLA26GWH
1981 838 35	UPLA29GWH



Make a statement with a pocket door system
see page 110

Finish:

Black or white painted finish

Style:

Art deco style panels

Glazing:

Clear flat safety glass

City Black is also available with tinted glass

All glazed doors are constructed with individual panes for added stability

No risk of drilling into glass on glazed doors

Construction:

Solid framing and lock blocks

Robust 6mm MDF panels for solid doors

Other:

10mm trimming allowance on bottom rail

Suitable for regular door ironmongery

Rebated door pairs can be ordered from stock with a short lead time

City Black



PRE-FINISHED			
Size (mm)		Code	
1981	610	35	UCIT20BL
1981	686	35	UCIT23BL
1981	762	35	UCIT26BL
1981	838	35	UCIT29BL

**City Black
Clear Glass**



PRE-FINISHED			
Size (mm)		Code	
1981	610	35	UCIT20GBL
1981	686	35	UCIT23GBL
1981	762	35	UCIT26GBL
1981	838	35	UCIT29GBL

**City Black
Tinted Glass**



PRE-FINISHED			
Size (mm)		Code	
1981	762	35	UCIT26GGBL

Add the finishing touch...

see page 115



City White



PRE-FINISHED			
Size (mm)		Code	
1981	610	35	UCIT20WH
1981	686	35	UCIT23WH
1981	762	35	UCIT26WH
1981	838	35	UCIT29WH

**City White
Clear Glass**



PRE-FINISHED			
Size (mm)		Code	
1981	610	35	UCIT20GWH
1981	686	35	UCIT23GWH
1981	762	35	UCIT26GWH
1981	838	35	UCIT29GWH



Metro Black Clear Glass

Make a statement with a pocket door system
see page 110

Finish:

Black or white painted finish

Style:

Ladder style panels

Glazing:

Clear flat safety glass

All glazed doors are constructed with individual panes for added stability

No risk of drilling into glass on glazed doors

Construction:

Solid framing and lock blocks

Robust 9mm MDF panels for solid doors

Other:

10mm trimming allowance on bottom rail

Suitable for regular door ironmongery

Rebated door pairs can be ordered from stock with a short lead time



Add the finishing touch...
see page 115



Metro Black



**Metro Black
Clear Glass**



Metro White



**Metro White
Clear Glass**



PRE-FINISHED

Size (mm)	Code
1981 610 35	UMET20BL
1981 686 35	UMET23BL
1981 762 35	UMET26BL
1981 838 35	UMET29BL

PRE-FINISHED

Size (mm)	Code
1981 610 35	UMET20GBL
1981 686 35	UMET23GBL
1981 762 35	UMET26GBL
1981 838 35	UMET29GBL

PRE-FINISHED

Size (mm)	Code
1981 610 35	UMET20WH
1981 686 35	UMET23WH
1981 762 35	UMET26WH
1981 838 35	UMET29WH

PRE-FINISHED

Size (mm)	Code
1981 610 35	UMET20GWH
1981 686 35	UMET23GWH
1981 762 35	UMET26GWH
1981 838 35	UMET29GWH

OAK

Oak gives a beautiful, natural feel to any room.
This versatile, timeless wood looks stunning whether
you go for a contemporary or traditional design.



Contemporary | Classic | Shaker | Cottage

EXTERNAL EXTREME

DOOR HANDLE PACKS

WHITE

PAINTED FINISH

LAMINATES

WALNUT

OAK

URBAN INDUSTRIAL

Make a statement with a pocket door system see page 110

Tigris Oak

Timber veneers are a natural material and variations in the colour and graining should be expected. Colours depicted are representative only.



Finish:

Pre-finished oak veneer with real wood grooves

Style:


5 ladder style panels

Glazing:


Emral/Bela: Clear flat safety glass with raised beading

Medina: Clear diamond cut safety glass with raised beading

Other:

 Certifire FD30 Fire doors


Add the finishing touch...
see page 116



Tigris Oak











Tigris and Emral are available in Walnut and White, see pages 61 & 89.



Laminate versions are available in Cinza, Lava and Ivory, see pages 67 & 65.



PRE-FINISHED

Size (mm)	Code
1981 533 35	OISI19
1981 610 35	OISI20
1981 686 35	OISI23
1981 762 35	OISI26
1981 838 35	OISI29
2040 626 40	OISI626
2040 726 40	OISI726
2040 826 40	OISI826
1981 533 44	OISI19FD30 
1981 610 44	OISI20FD30 
1981 686 44	OISI23FD30 
1981 762 44	OISI26FD30 
1981 838 44	OISI29FD30 
2040 726 44	OISI726FD30 
2040 826 44	OISI826FD30 
2040 926 44	OISI926FD30 

Rebated door pairs available from stock for 35mm 610/686/762/838mm sizes.






Medina

Emral Oak



PRE-FINISHED

Size (mm)	Code
1981 686 35	OEMR23
1981 762 35	OEMR26
1981 838 35	OEMR29
1981 686 44	OEMR23FD30 
1981 762 44	OEMR26FD30 
1981 838 44	OEMR29FD30 

Medina



PRE-FINISHED

Size (mm)	Code
1981 686 35	OMED23G
1981 762 35	OMED26G
1981 838 35	OMED29G
2040 626 40	OMED626G
2040 726 40	OMED726G
2040 826 40	OMED826G

Rebated door pairs available from stock for 35mm 686/762/838mm sizes. Glazed fire doors are available to order.


Bela



PRE-FINISHED

Size (mm)	Code
1981 610 35	OBEL20
1981 686 35	OBEL23
1981 762 35	OBEL26
1981 838 35	OBEL29

 Bespoke options

 Solid core construction



Timber veneers are a natural material and variations in the colour and graining should be expected. Colours depicted are representative only.

Mistral Oak Glazed

Make a statement with a pocket door system
see page 110

Finish:

Pre-finished oak veneer with MDF grooves

Style:

3 ladder style panels

Glazing:

Clear flat safety glass with flush beading

Other:

🔥 FD30 Fire doors (solid core construction)

Add the finishing touch...

see page 116




Mistral Oak

Mistral Oak



Mistral Oak and Mistral Oak Glazed are also available in Walnut and White, see pages 59 & 87.



Mistral Oak Glazed



Mistral Oak Bi-fold



Bi-folds are easy to install into existing flush linings (without door stop). Supplied ready hinged with pivots, brackets and a sliding track. Please note that the actual bi-fold supplied is slightly smaller than the door size listed, to accommodate tracking.



PRE-FINISHED

Size (mm)	Code
1981 533 35	OMIS19
1981 610 35	OMIS20
1981 686 35	OMIS23
1981 762 35	OMIS26
1981 838 35	OMIS29
2040 526 40	OMIS526
2040 626 40	OMIS626
2040 726 40	OMIS726
2040 826 40	OMIS826
1981 610 44	OMIS20FD30 🔥
1981 686 44	OMIS23FD30 🔥
1981 762 44	OMIS26FD30 🔥
1981 838 44	OMIS29FD30 🔥
2040 726 44	OMIS726FD30 🔥
2040 826 44	OMIS826FD30 🔥
2040 926 44	OMIS926FD30 🔥



PRE-FINISHED

Size (mm)	Code
1981 686 35	OMIS23G
1981 762 35	OMIS26G
1981 838 35	OMIS29G
2040 626 40	OMIS626G
2040 726 40	OMIS726G
2040 826 40	OMIS826G

Glazed fire doors with raised beading available to order.



PRE-FINISHED

Size (mm)	Code
1981 762 35	OMISBF26

Mistral Oak Bi-fold is also available in White, see page 87.



- Bespoke options
- Solid core construction
- Semi-solid core construction

Make a statement with a pocket door system see page 110

Palomino (shown finished)

Timber veneers are a natural material and variations in the colour and graining should be expected. Colours depicted are representative only.



Finish:

Unfinished oak veneer with real oak grooves

Style:

7 ladder style panels

Glazing:

Clear safety glass with raised beading

Other:

🔥 FD30 Fire doors

Palomino



Palomino Glazed



Square cut grooves



Add the finishing touch...

see page 116



UNFINISHED*

Size (mm)	Code
1981 610 35	OPAL20
1981 686 35	OPAL23
1981 762 35	OPAL26
1981 838 35	OPAL29
1981 610 44	OPAL20FD30 🔥
1981 686 44	OPAL23FD30 🔥
1981 762 44	OPAL26FD30 🔥
1981 838 44	OPAL29FD30 🔥



UNFINISHED*

Size (mm)	Code
1981 686 35	OPAL23G
1981 762 35	OPAL26G
1981 838 35	OPAL29G

Glazed fire doors available to order wth clear flat glass.

* Pre-finished available to order

Bespoke options

Solid core construction



Palomino Glazed (shown finished)

Make a statement with a pocket door system see page 110

Ostria

Timber veneers are a natural material and variations in the colour and graining should be expected. Colours depicted are representative only.

Finish:

Pre-finished oak veneer

Style:


Sirocco: Grooved into MDF with alternate horizontal and vertical veneers

Ostria: Horizontal veneers with vertical stiles

Glazing:

Clear flat safety glass with flush beading

Other:

 Certifire FD30 Fire doors

 FD30 Fire doors

All fire doors are solid core construction

Add the finishing touch...

see page 116



Sirocco



Sirocco Glazed






Ostria



Ostria Glazed



PRE-FINISHED

Size (mm)	Code
1981 610 35	OSIR20
1981 686 35	OSIR23
1981 762 35	OSIR26
1981 838 35	OSIR29
1981 686 44	OSIR23FD30 
1981 762 44	OSIR26FD30 
1981 838 44	OSIR29FD30 






PRE-FINISHED

Size (mm)	Code
1981 686 35	OSIR23G
1981 762 35	OSIR26G
1981 838 35	OSIR29G

Glazed fire doors with raised beading available to order.



PRE-FINISHED



Size (mm)	Code
1981 610 35	OOST20
1981 686 35	OOST23
1981 762 35	OOST26
1981 838 35	OOST29
1981 686 44	OOST23FD30 
1981 762 44	OOST26FD30 
1981 838 44	OOST29FD30 



PRE-FINISHED

Size (mm)	Code
1981 686 35	OOST23G
1981 762 35	OOST26G
1981 838 35	OOST29G

Glazed fire doors with raised beading available to order.

 Bespoke options
 Semi-solid core construction



Blenheim

Timber veneers are a natural material and variations in the colour and graining should be expected. Colours depicted are representative only.

Make a statement with a pocket door system
see page 110

Finish:

Pre-finished oak veneer

Style:

Chartwell/Blenheim: Dark wood inlay


Clementine/Spencer: Walnut inlay

Glazing:

Clear flat safety glass with raised beading

Blenheim FD30: is clear flat fire glass

Other:

 Certifire FD30 Fire doors

 FD30 Fire doors

All fire doors are solid core construction



Clementine

Add the finishing touch...

see page 116



Chartwell



Dark wood inlay

Blenheim






Clementine



Spencer





PRE-FINISHED

Size (mm)	Code
1981 533 35	CCHA19
1981 610 35	CCHA20
1981 686 35	CCHA23
1981 762 35	CCHA26
1981 838 35	CCHA29
1981 686 44	CCHA23FD30 
1981 762 44	CCHA26FD30 
1981 838 44	CCHA29FD30 






PRE-FINISHED

Size (mm)	Code
1981 686 35	CBLE23
1981 762 35	CBLE26
1981 838 35	CBLE29
1981 762 44	CBLE26FD30G 
1981 838 44	CBLE29FD30G 



PRE-FINISHED




Size (mm)	Code
1981 533 35	CCLE19
1981 610 35	CCLE20
1981 686 35	CCLE23
1981 762 35	CCLE26
1981 838 35	CCLE29
1981 686 44	CCLE23FD30 
1981 762 44	CCLE26FD30 
1981 838 44	CCLE29FD30 




PRE-FINISHED

Size (mm)	Code
1981 686 35	CSPE23
1981 762 35	CSPE26
1981 838 35	CSPE29

Glazed fire doors available to order.

-  Bespoke options
-  Solid core construction
-  Semi-solid core construction



Walnut inlay



Dove (shown finished)

Finish:

Unfinished and pre-finished oak veneer

Style:

Raised shaped panels

Glazing:

Clear bevelled safety glass

Other:

🔥 FD30 Fire doors

Pairs: rebated meeting stiles, left hand open away

Trent



Dove



Dove Pairs



UNFINISHED

Size (mm)	Code
1981 457 35	OTRE16
1981 533 35	OTRE19
1981 610 35	OTRE20v
1981 686 35	OTRE23v
1981 762 35	OTRE26v
1981 838 35	OTRE29v
2032 813 35	OTRE28
1981 686 44	OTRE23FD30v 🔥
1981 762 44	OTRE26FD30v 🔥
1981 838 44	OTRE29FD30v 🔥



UNFINISHED*

Size (mm)	Code
1981 610 35	ODOV20
1981 686 35	ODOV23
1981 762 35	ODOV26v
1981 838 35	ODOV29



UNFINISHED*

Size (mm)	Code
1981 1219 35	ODOV40
1981 1372 35	ODOV46
1981 1524 35	ODOV50



Derwent (shown finished)



Churnet (shown finished)

- Finish:**
Unfinished oak veneer
- Style:**
Flat recessed panels
- Glazing:**
Severn: Clear flat safety glass
Churnet: Diamond leaded safety glass
- Other:**
🔥 FD30 fire doors

- ✓ Pre-finished size available from stock
- Pre-finished available to order
- 📦 Solid core construction



UNFINISHED*

Size (mm)	Code
1981 610 35	ODER20
1981 686 35	ODER23
1981 762 35	ODER26
1981 838 35	ODER29
2032 813 35	ODER28
1981 686 44	ODER23FD30 🔥
1981 762 44	ODER26FD30 🔥
1981 838 44	ODER29FD30 🔥

Derwent



Severn



UNFINISHED*

Size (mm)	Code
1981 686 35	OSEV23G
1981 762 35	OSEV26G
1981 838 35	OSEV29G

Churnet



UNFINISHED*

Size (mm)	Code
1981 686 35	OCHUDL23
1981 762 35	OCHUDL26
1981 838 35	OCHUDL29

Make a
statement with
a pocket door
system
see page 110

Timber veneers are a natural material and variations in the colour and graining should be expected. Colours depicted are representative only.

- Finish:**
Pre-finished oak veneer
- Style:**
Raised shaped panels
- Glazing:**
Clear flat safety glass
- Other:**
🔥 FD30 Fire doors

Add the finishing touch...
see page 116



Sherwood



PRE-FINISHED			
Size (mm)		Code	
1981	610	35	VSO4P20
1981	686	35	VSO4P23
1981	762	35	VSO4P26
1981	838	35	VSO4P29
1981	610	44	VSO4P20FD30 🔥
1981	686	44	VSO4P23FD30 🔥
1981	762	44	VSO4P26FD30 🔥
1981	838	44	VSO4P29FD30 🔥

Grizedale



PRE-FINISHED			
Size (mm)		Code	
1981	610	35	VSO6P20
1981	686	35	VSO6P23
1981	762	35	VSO6P26
1981	838	35	VSO6P29
1981	686	44	VSO6P23FD30 🔥
1981	762	44	VSO6P26FD30 🔥
1981	838	44	VSO6P29FD30 🔥

Dean



PRE-FINISHED			
Size (mm)		Code	
1981	686	35	VSO6L2P23G
1981	762	35	VSO6L2P26G
1981	838	35	VSO6L2P29G

Charnwood



PRE-FINISHED			
Size (mm)		Code	
1981	533	35	VSO2P19
1981	610	35	VSO2P20
1981	686	35	VSO2P23
1981	762	35	VSO2P26
1981	838	35	VSO2P29
1981	686	44	VSO2P23FD30 🔥
1981	762	44	VSO2P26FD30 🔥
1981	838	44	VSO2P29FD30 🔥

🔍 Solid core construction

Arden



PRE-FINISHED			
Size (mm)		Code	
1981	762	35	VSO6L1P26G
1981	838	35	VSO6L1P29G

Gisburn



PRE-FINISHED			
Size (mm)		Code	
1981	686	35	VSO10L23G
1981	762	35	VSO10L26G
1981	838	35	VSO10L29G



Make a statement with a pocket door system
see page 110

Darwen (shown finished)

Timber veneers are a natural material and variations in the colour and graining should be expected. Colours depicted are representative only.

Finish:

Unfinished oak veneer

Style:

Eden/Darwen: Flat panel with decorative muntins

Mersey: Raised shaped panels

Glazing:

Clear flat safety glass

Other:

🔥 FD30 Fire doors

Add the finishing touch...

see page 116



Mersey (shown finished)

Eden



Darwen



Mersey



Humber



UNFINISHED*

Size (mm)	Code
1981 610 35	OEDE20
1981 686 35	OEDE23
1981 762 35	OEDE26
1981 838 35	OEDE29
2040 626 40	OEDE626
2040 726 40	OEDE726
2040 826 40	OEDE826
1981 686 44	OEDE23FD30 🔥
1981 762 44	OEDE26FD30 🔥
1981 838 44	OEDE29FD30 🔥
2040 726 44	OEDE726FD30 🔥
2040 826 44	OEDE826FD30 🔥



UNFINISHED*

Size (mm)	Code
1981 686 35	ODAR23G
1981 762 35	ODAR26G
1981 838 35	ODAR29G
2040 726 40	ODAR726G
2040 826 40	ODAR826G



UNFINISHED*

Size (mm)	Code
1981 610 35	OMER20
1981 686 35	OMER23
1981 762 35	OMER26
1981 838 35	OMER29
1981 762 44	OMER26FD30 🔥
1981 838 44	OMER29FD30 🔥



UNFINISHED*

Size (mm)	Code
1981 762 35	OHUM26
1981 838 35	OHUM29

* Pre-finished available to order

🔥 Solid core construction

Make a statement with a pocket door system see page 110

Axis Oak Glazed

Timber veneers are a natural material and variations in the colour and graining should be expected. Colours depicted are representative only.



Finish:

Pre-finished oak veneer

Style:

Wide shaker panel design

Glazing:

Clear flat safety glass

Other:

🔥 FD30 Fire doors

Rebated door pairs can be ordered from stock (not fire doors) with a short lead time.

Axis Oak



Axis Oak Glazed



Axis Oak is also available in Walnut and White, see pages 60 & 93.



PRE-FINISHED

Size (mm)	Code
1981 610 35	VOAXI20
1981 686 35	VOAXI23
1981 762 35	VOAXI26
1981 838 35	VOAXI29
1981 686 44	VOAXI23FD30 🔥
1981 762 44	VOAXI26FD30 🔥
1981 838 44	VOAXI29FD30 🔥



PRE-FINISHED

Size (mm)	Code
1981 686 35	VOAXI23G
1981 762 35	VOAXI26G
1981 838 35	VOAXI29G

Add the finishing touch...
see page 116



Solid core construction



Axis Oak

Make a statement with a pocket door system see page 110

EXTERNAL EXTREME DOOR HANDLE PACKS WHITE PAINTED FINISH LAMINATES WALNUT OAK URBAN INDUSTRIAL



Snowdon (shown finished)

Timber veneers are a natural material and variations in the colour and graining should be expected. Colours depicted are representative only.

Finish:

Unfinished oak veneer

Style:

Recessed flat panels

Glazing:

Clear flat safety glass

Other:

🔥 FD30 Fire doors

Rebated door pairs can be ordered from stock (not fire doors) with a short lead time.

Add the finishing touch...

see page 116



Rushmore Oak (shown finished)

Rushmore Oak



UNFINISHED*

Size (mm)	Code
1981 610 35	ORUS20
1981 686 35	ORUS23
1981 762 35	ORUS26
1981 838 35	ORUS29
1981 686 44	ORUS23FD30 🔥
1981 762 44	ORUS26FD30 🔥
1981 838 44	ORUS29FD30 🔥

Rushmore Oak is also available in White, see page 100.

Snowdon



UNFINISHED*

Size (mm)	Code
1981 610 35	OSNO20
1981 686 35	OSNO23
1981 762 35	OSNO26
1981 838 35	OSNO29
2040 626 40	OSNO626
2040 726 40	OSNO726
2040 826 40	OSNO826
1981 686 44	OSNO23FD30 🔥
1981 762 44	OSNO26FD30 🔥
1981 838 44	OSNO29FD30 🔥
2040 726 44	OSNO726FD30 🔥
2040 826 44	OSNO826FD30 🔥

Snowdon Bi-fold



UNFINISHED*

Size (mm)	Code
1981 762 35	OSNOBF26

Bi-folds are easy to install into existing flush linings (without door stop). Supplied ready hinged with pivots, brackets and a sliding track. Please note that the door opening size is listed and that the actual bi-fold supplied is slightly smaller to accommodate tracking.

Nevis



UNFINISHED*

Size (mm)	Code
1981 686 35	ONEV23
1981 762 35	ONEV26
1981 838 35	ONEV29
2040 726 40	ONEV726
2040 826 40	ONEV826

* Pre-finished available to order
 Solid core construction



Etna (shown finished)



Eiger (shown finished)

Finish:

Unfinished oak veneer

Style:

Recessed flat panels

Glazing:

Clear flat safety glass

Fuji FD30: clear flat safety glass with raised beading

Other:

🔥 FD30 Fire doors

Rebated door pairs can be ordered from stock (not fire doors) with a short lead time.

Add the finishing touch...
see page 116

Bi-folds are easy to install into existing flush linings (without door stop). Supplied ready hinged with pivots, brackets and a sliding track. Please note that the actual bi-fold supplied is slightly smaller than the door size listed, to accommodate tracking.



Make a statement with a pocket door system

see page 110

Timber veneers are a natural material and variations in the colour and graining should be expected. Colours depicted are representative only.

* Pre-finished available to order

Solid core construction

Etna**UNFINISHED***

Size (mm)	Code
1981 610 35	OETN20
1981 686 35	OETN23
1981 762 35	OETN26
1981 838 35	OETN29
1981 686 44	OETN23FD30 🔥
1981 762 44	OETN26FD30 🔥
1981 838 44	OETN29FD30 🔥

Etna Bi-fold**UNFINISHED***

Size (mm)	Code
1981 762 35	OETNBF26



Fuji (shown finished)

URBAN INDUSTRIAL
 OAK
 WALNUT
 LAMINATES
 PAINTED FINISH
 WHITE
 DOOR HANDLE PACKS
 EXTERNAL EXTREME

Eiger



UNFINISHED*

Size (mm)	Code
1981 610 35	OEIG20
1981 686 35	OEIG23
1981 762 35	OEIG26
1981 838 35	OEIG29
1981 686 44	OEIG23FD30 🔥
1981 762 44	OEIG26FD30 🔥
1981 838 44	OEIG29FD30 🔥

Matterhorn



UNFINISHED*

Size (mm)	Code
1981 686 35	OMAT23
1981 762 35	OMAT26
1981 838 35	OMAT29

Fuji



UNFINISHED*

Size (mm)	Code
1981 686 35	OFUJ23
1981 762 35	OFUJ26
1981 838 35	OFUJ29

Fuji FD30



UNFINISHED*

Size (mm)	Code
1981 686 44	OFUJ23FD30 🔥
1981 762 44	OFUJ26FD30 🔥
1981 838 44	OFUJ29FD30 🔥

Fuji Bi-fold



UNFINISHED*

Size (mm)	Code
1981 762 35	OFUJBF26



Timber veneers are a natural material and variations in the colour and graining should be expected. Colours depicted are representative only.

Thames (shown finished)

Make a statement with a pocket door system
see page 110

Finish:

Unfinished & pre-finished oak veneer

Style:

Grooved panels are full door thickness

Glazing:

1 Light: Clear flat safety glass with etched lines

1 Light FD30: clear fire glass with etched lines and raised beading

Other:

18mm long edge lippings

🔥 FD30 Fire doors

Rebated door pairs can be ordered from stock (not fire doors) with a short lead time.




Thames




Add the finishing touch...
see page 115



The grooved centre panel is full door thickness



Clear glass with etched lines



Thames 1 Light



Thames 1 Light FD30



UNFINISHED

Size (mm)	Code
1981 457 35	OTHA16
1981 533 35	OTHA19
1981 610 35	OTHA20
1981 686 35	OTHA23
1981 711 35	OTHA24
1981 762 35	OTHA26
1981 838 35	OTHA29
2040 626 40	OTHA626
2040 726 40	OTHA726
2040 826 40	OTHA826
2040 926 40	OTHA926
1981 610 44	OTHA20FD30 🔥
1981 686 44	OTHA23FD30 🔥
1981 762 44	OTHA26FD30 🔥
1981 838 44	OTHA29FD30 🔥
2040 726 44	OTHA726FD30 🔥
2040 826 44	OTHA826FD30 🔥
2040 926 44	OTHA926FD30 🔥

PRE-FINISHED

Size (mm)	Code
1981 457 35	VOTHA16
1981 533 35	VOTHA19
1981 610 35	VOTHA20
1981 686 35	VOTHA23
1981 711 35	VOTHA24
1981 762 35	VOTHA26
1981 838 35	VOTHA29
2040 626 40	VOTHA626
2040 726 40	VOTHA726
2040 826 40	VOTHA826
2040 926 40	VOTHA926
1981 610 44	VOTHA20FD30 🔥
1981 686 44	VOTHA23FD30 🔥
1981 762 44	VOTHA26FD30 🔥
1981 838 44	VOTHA29FD30 🔥
2040 726 44	VOTHA726FD30 🔥
2040 826 44	VOTHA826FD30 🔥
2040 926 44	VOTHA926FD30 🔥



UNFINISHED

Size (mm)	Code
1981 686 35	OTHAIL23
1981 762 35	OTHAIL26
1981 838 35	OTHAIL29
2040 626 40	OTHAIL626
2040 726 40	OTHAIL726
2040 826 40	OTHAIL826
PRE-FINISHED	
1981 686 35	VOTHA1L23
1981 762 35	VOTHA1L26
1981 838 35	VOTHA1L29
2040 626 40	VOTHA1L626
2040 726 40	VOTHA1L726
2040 826 40	VOTHA1L826



UNFINISHED*

Size (mm)	Code
1981 686 44	OTHAIL23FD30 🔥
1981 726 44	OTHAIL26FD30 🔥
1981 838 44	OTHAIL29FD30 🔥

Bs Bespoke options

* Pre-finished available to order

🔥 Solid core construction



Thames 6 Light (shown finished)



Thames 1/2 Light (shown finished)

Finish:

Unfinished & pre-finished oak veneer

Style:

Grooved panels are full door thickness

Glazing:

6 Light: Clear flat safety glass

1/2 light: Clear flat safety glass with etched lines

Other:

18mm long edge lippings

Rebated door pairs can be ordered from stock (not fire doors) with a short lead time.

Thames 6 Light**Thames 1/2 Light****Thames Bi-fold****UNFINISHED**

Size (mm)	Code
1981 686 35	OTHA6L23
1981 762 35	OTHA6L26
1981 838 35	OTHA6L29
2040 626 40	OTHA6L626
2040 726 40	OTHA6L726
2040 826 40	OTHA6L826
PRE-FINISHED	
1981 686 35	VOTHA6L23
1981 762 35	VOTHA6L26
1981 838 35	VOTHA6L29

**UNFINISHED**

Size (mm)	Code
1981 686 35	OTHAVL23
1981 762 35	OTHAVL26
1981 838 35	OTHAVL29
PRE-FINISHED	
1981 686 35	VOTHAVL23
1981 762 35	VOTHAVL26
1981 838 35	VOTHAVL29

**UNFINISHED***

Size (mm)	Code
1981 762 35	OTHABF26

Easy to install into existing flush linings (without door stop). Supplied ready hinged with pivots, brackets and a sliding track. Please note that the door opening size is listed and that the actual bi-fold supplied is slightly smaller to accommodate tracking.



Cherwell

Finish:

Prefinished oak veneer

Style:

Full length vertical grooves

Glazing:

Clear flat safety glass with raised beading

Other:

🔥 Certifire FD30 Fire doors

Cherwell

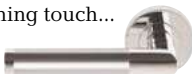


Cherwell Glazed



Add the finishing touch...

see page 116



Timber veneers are a natural material and variations in the colour and graining should be expected. Colours depicted are representative only.

Bs Bespoke options

• Pre-finished available to order

🏠 Solid core construction



PRE-FINISHED

Size (mm)	Code
1981 610 35	VOCHE20
1981 686 35	VOCHE23
1981 762 35	VOCHE26
1981 838 35	VOCHE29
1981 686 44	VOCHE23FD30 🔥
1981 762 44	VOCHE26FD30 🔥
1981 838 44	VOCHE29FD30 🔥



PRE-FINISHED

Size (mm)	Code
1981 686 35	VOCHE23G
1981 762 35	VOCHE26G
1981 838 35	VOCHE29G

Glazed fire doors available to order.

Make a statement with a pocket door system see page 110

Rustic Oak Ledged (shown finished)

Timber veneers are a natural material and variations in the colour and graining should be expected. Colours depicted are representative only.



Finish:

Panelled doors: Pre-finished oak veneer
Ledged: Unfinished oak

Style:

Natural knotty appearance
4 Panel/DX: recessed flat panels
Ledged: individual planks fixed with ledges


Glazing:

4 Panel: Clear flat safety glass
DX: Opaque flat safety glass

Add the finishing touch...

see page 115



 Solid core construction

Rustic Oak
4 Panel



PRE-FINISHED

Size (mm)	Code
1981 610 35	RO4P20
1981 686 35	RO4P23
1981 762 35	RO4P26
1981 838 35	RO4P29

Rustic Oak
4 Panel Glazed



PRE-FINISHED

Size (mm)	Code
1981 762 35	RO4P2TL26

Rustic Oak DX



PRE-FINISHED

Size (mm)	Code
1981 610 35	RODX20
1981 686 35	RODX23
1981 762 35	RODX26
1981 838 35	RODX29

Rustic Oak
DX Glazed



PRE-FINISHED

Size (mm)	Code
1981 762 35	RODXTL26

Rustic Oak Ledged
Front view



Back view



Back view with braces



If you wish to create a Ledged and Braced style, the Braces are available separately.

Note:
40mm thickness =
20mm plank +
20mm ledge



UNFINISHED

Size (mm)	Code
1981 686 40	ROLED23
1981 762 40	ROLED26
1981 838 40	ROLED29

**LEDGED BRACE PACK
(2 PER PACK)**

Size (mm)	Code
1000 120 15	ROLEDBRPACK



URBAN INDUSTRIAL

OAK

WALNUT

LAMINATES

PAINTED FINISH

WHITE


DOOR HANDLE PACKS

EXTERNAL EXTREME

WALNUT

Walnut doors are stylish and refined. This naturally dark-coloured wood brings warmth and a touch of luxury to modern classic interiors.





EXTERNAL EXTREME

DOOR HANDLE PACKS

WHITE

PAINTED FINISH

LAMINATES

OAK

URBAN INDUSTRIAL

Make a statement with a pocket door system
see page 110

EXTERNAL EXTREME DOOR HANDLE PACKS WHITE PAINTED FINISH LAMINATES WALNUT OAK URBAN INDUSTRIAL



Mistral Walnut

Timber veneers are a natural material and variations in the colour and graining should be expected. Colours depicted are representative only.

Finish:

Pre-finished Walnut veneer

Style:

Tigris/Emral: 5 ladder style panels, grooved into real wood


Mistral: 3 ladder style panels, grooved into MDF

Glazing:

Emral: Clear flat safety glass with raised beading

Mistral: Clear flat safety glass with flush beading

Other:

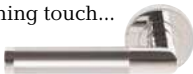
 Certifire FD30 Fire doors

 FD30 Fire doors

All fire doors are solid core construction

Add the finishing touch...

see page 116



Tigris Walnut



Emral Walnut






Tigris and Emral are available in Oak and White, see pages 29 & 85.



Laminate versions are available in Cinza, Lava and Ivory, see pages 67 & 65.



PRE-FINISHED

Size (mm)	Code
1981 610 35	WTIG20
1981 686 35	WTIG23
1981 762 35	WTIG26
1981 838 35	WTIG29
1981 686 44	WTIG23FD30 
1981 762 44	WTIG26FD30 
1981 838 44	WTIG29FD30 



PRE-FINISHED







Size (mm)	Code
1981 686 35	WEMR23
1981 762 35	WEMR26
1981 838 35	WEMR29

Glazed fire doors available to order.

Mistral Walnut



PRE-FINISHED

Size (mm)	Code
1981 610 35	WMIS20
1981 686 35	WMIS23
1981 762 35	WMIS26
1981 838 35	WMIS29
2040 526 40	WMIS526
2040 626 40	WMIS626
2040 726 40	WMIS726
2040 826 40	WMIS826
1981 686 44	WMIS23FD30 
1981 762 44	WMIS26FD30 
1981 838 44	WMIS29FD30 
2040 726 44	WMIS726FD30 
2040 826 44	WMIS826FD30 
2040 926 44	WMIS926FD30 

Mistral Walnut Glazed






PRE-FINISHED

Size (mm)	Code
1981 686 35	WMIS23G
1981 762 35	WMIS26G
1981 838 35	WMIS29G
2040 626 40	WMIS626G
2040 726 40	WMIS726G
2040 826 40	WMIS826G

Glazed fire doors with raised beading available to order.

Mistral Walnut is available in Oak and White, see pages 31 & 87.



-  Bespoke options
-  Solid core construction
-  Semi-solid core construction



Make a statement with a pocket door system
see page 110

Axis Walnut

Finish:

Pre-finished Walnut veneer

Style:

Wide shaker panel design

Glazing:

Clear flat safety glass

Other:

🔥 FD30 Fire doors

Rebated door pairs can be ordered from stock (not fire doors) with a short lead time.

Add the finishing touch...

see page 116



Timber veneers are a natural material and variations in the colour and graining should be expected. Colours depicted are representative only.

- M Matching door pairs cannot be guaranteed
- Bs Bespoke options
- Solid core construction
- Semi-solid core construction
- Standard core construction

**PRE-FINISHED**

Size (mm)	Code
1981 610 35	VWAXI20
1981 686 35	VWAXI23
1981 762 35	VWAXI26
1981 838 35	VWAXI29
1981 686 44	VWAXI23FD30 🔥
1981 762 44	VWAXI26FD30 🔥
1981 838 44	VWAXI29FD30 🔥

Axis is available in Oak and White, see pages 45 & 93.



Axis Walnut



Axis Walnut Glazed

**PRE-FINISHED**

Size (mm)	Code
1981 686 35	VWAXI23G
1981 762 35	VWAXI26G
1981 838 35	VWAXI29G




Finish:
Pre-finished Walnut veneer

Style:
Fernor/Franquette:
Flush horizontal grained veneer
Lara/Parisienne:
5 horizontal grained panels grooved into real wood

Glazing:
Clear flat safety glass with raised beading


Other:
🔥 Certifire FD30
Fire doors
All fire doors are solid core construction

Fernor



PRE-FINISHED		
Size (mm)		Code
1981 610 35	WFER20	
1981 686 35	WFER23	
1981 762 35	WFER26	
1981 838 35	WFER29	
1981 610 44	WFER20FD30 🔥	
1981 686 44	WFER23FD30 🔥	
1981 762 44	WFER26FD30 🔥	
1981 838 44	WFER29FD30 🔥	

Franquette



PRE-FINISHED		
Size (mm)		Code
1981 686 35	WFRA23	
1981 762 35	WFRA26	
1981 838 35	WFRA29	
Glazed fire doors available to order.		

Lara



PRE-FINISHED		
Size (mm)		Code
1981 610 35	WLAR20	
1981 686 35	WLAR23	
1981 762 35	WLAR26	
1981 838 35	WLAR29	
1981 610 44	WLAR20FD30 🔥	
1981 686 44	WLAR23FD30 🔥	
1981 762 44	WLAR26FD30 🔥	
1981 838 44	WLAR29FD30 🔥	

Parisienne



PRE-FINISHED		
Size (mm)		Code
1981 686 35	WPAR23	
1981 762 35	WPAR26	
1981 838 35	WPAR29	
Glazed fire doors available to order.		



LAMINATES

Contemporary elegance – Laminate doors offer a consistent, durable finish in a selection of on-trend coloured wood effect finishes – perfect for all interiors.



EXTERNAL EXTREME DOOR HANDLE PACKS WHITE PAINTED FINISH LAMINATES WALNUT OAK URBAN INDUSTRIAL



Tigris Lava

Make a statement with a pocket door system
see page 110

Finish:

Pre-finished laminate with grey and ivory coloured wood effect

Style:

5 ladder style panels with grey (Lava) and light (Ivory) coloured grooves

Glazing:

Clear flat safety glass with raised beading

Other:


🔥 FD30 Fire doors

All fire doors are solid core construction

If trimming is required the door edges will need retouching. See website for colour match information.

Add the finishing touch...

see page 116



Tigris Lava



Tigris Lava Glazed




Tigris Ivory



Tigris Ivory Glazed



Tigris is also available in Cinza, Oak, Walnut and White, see pages 67, 29, 59 & 85.



PRE-FINISHED

Size (mm)	Code
1981 610 35	LAVTIG20
1981 686 35	LAVTIG23
1981 762 35	LAVTIG26
1981 838 35	LAVTIG29
1981 610 44	LAVTIG20FD30 🔥
1981 686 44	LAVTIG23FD30 🔥
1981 762 44	LAVTIG26FD30 🔥
1981 838 44	LAVTIG29FD30 🔥



PRE-FINISHED

Size (mm)	Code
1981 686 35	LAVTIG23G
1981 762 35	LAVTIG26G
1981 838 35	LAVTIG29G



PRE-FINISHED

Size (mm)	Code
1981 610 35	IVOTIG20
1981 686 35	IVOTIG23
1981 762 35	IVOTIG26
1981 838 35	IVOTIG29
1981 610 44	IVOTIG20FD30 🔥
1981 686 44	IVOTIG23FD30 🔥
1981 762 44	IVOTIG26FD30 🔥
1981 838 44	IVOTIG29FD30 🔥



PRE-FINISHED

Size (mm)	Code
1981 686 35	IVOTIG23G
1981 762 35	IVOTIG26G
1981 838 35	IVOTIG29G

🏠 Semi-solid core construction

Make a statement with a pocket door system
see page 110



Finish:

Pre-finished laminate with dark grey coloured wood effect

Style:

5 ladder style panels with dark grey coloured grooves

Glazing:

Clear flat safety glass with raised beading

Other:

🔥 FD30 Fire doors

All fire doors are solid core construction

If trimming is required the door edges will need retouching. See website for colour match information.

Tigris Cinza



Add the finishing touch...

see page 116



Tigris Cinza Glazed



PRE-FINISHED

Size (mm)	Code
1981 610 35	CINTIG20
1981 686 35	CINTIG23
1981 762 35	CINTIG26
1981 838 35	CINTIG29
1981 610 44	CINTIG20FD30 🔥
1981 686 44	CINTIG23FD30 🔥
1981 762 44	CINTIG26FD30 🔥
1981 838 44	CINTIG29FD30 🔥



PRE-FINISHED

Size (mm)	Code
1981 686 35	CINTIG23G
1981 762 35	CINTIG26G
1981 838 35	CINTIG29G

Tigris is also available in Oak, Walnut, Lava, Ivory and White, see pages 29, 59, 65 & 85.



🔧 Semi-solid core construction



Tigris Cinza Glazed



Colorado

Make a statement with a pocket door system
see page 110

Finish:

Pre-finished laminate with grey (Colorado) and oak (Hudson) coloured wood effect

Style:

Grooved cottage style central panel

Glazing:

Colorado: Clear flat safety glass with etched lines and raised beading

Hudson: Clear flat safety glass with raised beading

Other:

🔥 FD30 Fire doors

All fire doors are solid core construction

If trimming is required the door edges will need retouching. See website for colour match information.

Add the finishing touch...

see page 116



Hudson

Colorado



PRE-FINISHED

Size (mm)	Code
1981 610 35	LCOLO20
1981 686 35	LCOLO23
1981 762 35	LCOLO26
1981 838 35	LCOLO29
1981 610 44	LCOLO20FD30 🔥
1981 686 44	LCOLO23FD30 🔥
1981 762 44	LCOLO26FD30 🔥
1981 838 44	LCOLO29FD30 🔥

Colorado Glazed



PRE-FINISHED

Size (mm)	Code
1981 686 35	LCOLO23G
1981 762 35	LCOLO26G
1981 838 35	LCOLO29G

Hudson



PRE-FINISHED

Size (mm)	Code
1981 610 35	LHUD20
1981 686 35	LHUD23
1981 762 35	LHUD26
1981 838 35	LHUD29
2040 626 40	LHUD626
2040 726 40	LHUD726
2040 826 40	LHUD826
1981 610 44	LHUD20FD30 🔥
1981 686 44	LHUD23FD30 🔥
1981 762 44	LHUD26FD30 🔥
1981 838 44	LHUD29FD30 🔥
2040 626 44	LHUD626FD30 🔥
2040 726 44	LHUD726FD30 🔥
2040 826 44	LHUD826FD30 🔥
2040 926 44	LHUD926FD30 🔥

Hudson Glazed



PRE-FINISHED

Size (mm)	Code
1981 686 35	LHUDG23
1981 762 35	LHUDG26
1981 838 35	LHUDG29
2040 626 40	LHUDG626
2040 726 40	LHUDG726
2040 826 40	LHUDG826

🏠 Semi-solid core construction



Make a statement with a pocket door system see page 110

Alabama Fumo

Finish:

Pre-finished laminate with smoky grey (Fumo) and dark grey (Cinza) coloured wood effect

Style:

Central panel is slightly recessed

Glazing:

Clear flat safety glass with raised beading

Other:

🔥 FD30 Fire doors

All fire doors are solid core construction

If trimming is required the door edges will need retouching. See website for colour match information.



PRE-FINISHED

Size (mm)	Code
1981 610 35	LALAFUM20
1981 686 35	LALAFUM23
1981 762 35	LALAFUM26
1981 838 35	LALAFUM29
1981 686 44	LALAFUM23FD30 🔥
1981 762 44	LALAFUM26FD30 🔥
1981 838 44	LALAFUM29FD30 🔥

🔧 Semi-solid core construction

Alabama Fumo



Alabama Fumo Glazed



PRE-FINISHED

Size (mm)	Code
1981 686 35	LALAFUMG23
1981 762 35	LALAFUMG26
1981 838 35	LALAFUMG29



Alabama Cinza



Alabama Cinza

Alabama Cinza Glazed

Add the finishing touch...
see page 116



PRE-FINISHED

Size (mm)	Code
1981 610 35	LALACIN20
1981 686 35	LALACIN23
1981 762 35	LALACIN26
1981 838 35	LALACIN29
1981 686 44	LALACIN23FD30 🔥
1981 762 44	LALACIN26FD30 🔥
1981 838 44	LALACIN29FD30 🔥



PRE-FINISHED

Size (mm)	Code
1981 686 35	LALACING23
1981 762 35	LALACING26
1981 838 35	LALACING29

URBAN INDUSTRIAL

OAK

WALNUT

LAMINATES

PAINTED FINISH

WHITE

DOOR HANDLE PACKS

EXTERNAL EXTREME

PAINTED FINISH

Painted finish doors use state-of-the-art technology to create realistic timber graining in a choice of colours – achieving a perfect, uniform look.



EXTERNAL EXTREME

DOOR HANDLE PACKS

WHITE

PAINTED FINISH

LAMINATES

WALNUT

OAK

URBAN INDUSTRIAL



Pintado Grey

Make a statement with a pocket door system
see page 110

Finish:

Painted mid-grey finish with vertical grain

Style:


Pintado: Plain flush

Ardosia: Flush with grey coloured grooves

Glazing:

Clear flat safety glass with raised beading

Other:

 Certifire FD30 Fire doors

All fire doors are solid core construction

If trimming is required the door edges will need retouching. See website for colour match information.

Add the finishing touch...

see page 116



Pintado Grey



Pintado Grey Glazed







Ardosia



Ardosia Glazed



PRE-FINISHED

Size (mm)	Code
1981 610 35	NGPINT20
1981 686 35	NGPINT23
1981 762 35	NGPINT26
1981 838 35	NGPINT29
1981 610 44	NGPINT20FD30 
1981 686 44	NGPINT23FD30 
1981 762 44	NGPINT26FD30 
1981 838 44	NGPINT29FD30 







PRE-FINISHED

Size (mm)	Code
1981 686 35	NGPINT23G
1981 762 35	NGPINT26G
1981 838 35	NGPINT29G

Glazed fire doors available to order.



PRE-FINISHED




Size (mm)	Code
1981 610 35	NARD20
1981 686 35	NARD23
1981 762 35	NARD26
1981 838 35	NARD29
1981 610 44	NARD20FD30 
1981 686 44	NARD23FD30 
1981 762 44	NARD26FD30 
1981 838 44	NARD29FD30 



PRE-FINISHED

Size (mm)	Code
1981 686 35	NARD23G
1981 762 35	NARD26G
1981 838 35	NARD29G

Glazed fire doors available to order.

-  Bespoke options - minimum quantity may apply
-  Semi-solid core construction
-  Standard core construction

EXTERNAL EXTREME DOOR HANDLE PACKS WHITE PAINTED FINISH LAMINATES WALNUT OAK URBAN INDUSTRIAL



Louvre

Make a statement with a pocket door system
see page 110

Finish:

Painted oak colour finish with vertical grain


Style:

5 horizontal panels, grooved into MDF

Glazing:

Clear flat safety glass with raised beading

Other:

 Certifire FD30 Fire doors



All fire doors are solid core construction

If trimming is required the door edges will need retouching. See website for colour match information.





Tate

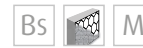


Louvre



PRE-FINISHED

Size (mm)	Code
1981 610 35	GTAT20
1981 686 35	GTAT23
1981 762 35	GTAT26
1981 838 35	GTAT29
1981 610 44	GTAT20FD30 
1981 686 44	GTAT23FD30 
1981 762 44	GTAT26FD30 
1981 838 44	GTAT29FD30 




PRE-FINISHED




Size (mm)	Code
1981 686 35	GLOU23
1981 762 35	GLOU26
1981 838 35	GLOU29

Glazed fire doors available to order.

Add the finishing touch...

see page 116




-  Matching door pairs cannot be guaranteed
-  Bespoke options - minimum quantity may apply
-  Standard core construction



Tate

WHITE

White doors are wonderful for encouraging light into your home and are the perfect complement for all interior design themes.



Classic | Contemporary | Shaker | Moulded Panel

URBAN INDUSTRIAL

OAK

WALNUT

LAMINATES

PAINTED FINISH

WHITE

DOOR HANDLE PACKS


EXTERNAL EXTREME

Make a
statement with
a pocket door
system
see page 110

Osborne

Colour Options Paint Service

Looking to paint your doors a different colour?
Let us take the hassle away and arrange for your doors
to be professionally spray painted.

Our White Classic doors are suitable for this service –
look out for the  icon. Contact us with your preferred
RAL Classic colour reference and we'll do the rest!

See page 14 for more information.

Finish

White primed

Style:

Flat panels with decorative flush mouldings

Glazing:

Clear flat safety glass

Belton Etched: inner etched panel with a clear perimeter

Other:

🔥 FD30 Fire doors

FSC® Certified

Rebated door pairs can be ordered from stock (not fire doors) with a short lead time.

Add the finishing touch...

see page 116



Osborne




PRIMED	
Size (mm)	Code
1981 610 35	SOSB20
1981 686 35	SOSB23
1981 762 35	SOSB26
1981 838 35	SOSB29
1981 610 44	SOSB20FD30 🔥
1981 686 44	SOSB23FD30 🔥
1981 762 44	SOSB26FD30 🔥
1981 838 44	SOSB29FD30 🔥

Belton



PRIMED	
Size (mm)	Code
1981 610 35	SBEL20
1981 686 35	SBEL23
1981 762 35	SBEL26
1981 838 35	SBEL29
1981 610 44	SBEL20FD30 🔥
1981 686 44	SBEL23FD30 🔥
1981 762 44	SBEL26FD30 🔥
1981 838 44	SBEL29FD30 🔥

Belton Clear Glazed



PRIMED	
Size (mm)	Code
1981 610 35	SBEL1L20
1981 686 35	SBEL1L23
1981 762 35	SBEL1L26
1981 838 35	SBEL1L29

Belton Etched Glazed



PRIMED	
Size (mm)	Code
1981 686 35	SBEL1LETC23
1981 762 35	SBEL1LETC26
1981 838 35	SBEL1LETC29

Colour Options Service
 Solid core construction



Belton

Make a statement with a pocket door system see page 110

Catton

Colour Options Paint Service

Contact us with your preferred RAL Classic colour reference and we'll do the rest!

Finish

White primed

Style:

Flat panels with decorative flush mouldings

Glazing:

Clear flat safety glass

Other:

🔥 FD30 Fire doors

FSC® Certified

Rebated door pairs can be ordered from stock (not fire doors) with a short lead time.

Add the finishing touch...

see page 116



Hardwick



PRIMED

Size (mm)	Code
1981 610 35	SHAR20
1981 686 35	SHAR23
1981 762 35	SHAR26
1981 838 35	SHAR29
1981 610 44	SHAR20FD30 🔥
1981 686 44	SHAR23FD30 🔥
1981 762 44	SHAR26FD30 🔥
1981 838 44	SHAR29FD30 🔥



Catton, painted in RAL 6004 Blue Green

Catton



PRIMED

Size (mm)	Code
1981 610 35	SCAT20
1981 686 35	SCAT23
1981 762 35	SCAT26
1981 838 35	SCAT29
1981 610 44	SCAT20FD30 🔥
1981 686 44	SCAT23FD30 🔥
1981 762 44	SCAT26FD30 🔥
1981 838 44	SCAT29FD30 🔥


Catton Glazed



PRIMED

Size (mm)	Code
1981 610 35	SCAT3L20
1981 686 35	SCAT3L23
1981 762 35	SCAT3L26
1981 838 35	SCAT3L29

 Colour Options Service

 Solid core construction

Tigris White

Make a statement with a pocket door system
see page 110

Finish:

Pre-finished white


Style:

5 ladder style panels, grooved into MDF

Glazing:

Clear flat safety glass with flush beading

Other:

 Certifire FD30 Fire doors

All fire doors are solid core construction

Rebated door pairs can be ordered from stock (not bi-fold or fire doors) with a short lead time. Contact us for fire door options.

Add the finishing touch...

see page 116



Tigris White







Tigris and Emral are available in Oak and Walnut, see pages 29 & 59.



Laminate versions are available in Cinza, Lava and Ivory, see pages 65 & 67.



PRE-FINISHED

Size (mm)	Code
1981 610 35	LTIG20
1981 686 35	LTIG23
1981 762 35	LTIG26
1981 838 35	LTIG29
1981 610 44	LTIG20FD30 
1981 686 44	LTIG23FD30 
1981 762 44	LTIG26FD30 
1981 838 44	LTIG29FD30 



Emral White

Emral White



PRE-FINISHED

Size (mm)	Code
1981 686 35	LEM23G
1981 762 35	LEM26G
1981 838 35	LEM29G

Glazed fire doors with raised beading available to order.

Tigris White Bi-fold



PRE-FINISHED

Size (mm)	Code
1981 762 35	LTIGBF26

Bi-folds are easy to install into existing flush linings (without door stop). Supplied ready hinged with pivots, brackets and a sliding track. Please note that the actual bi-fold supplied is slightly smaller than the door size listed, to accommodate tracking.



Bespoke options



Standard core construction

EXTERNAL EXTREME DOOR HANDLE PACKS WHITE PAINTED FINISH LAMINATES WALNUT OAK URBAN INDUSTRIAL



Mistral White

Make a statement with a pocket door system
see page 110

Finish:

White primed

Style:

3 ladder style panels, grooved into MDF

Glazing:

Clear flat safety glass with flush beading

Other:

🔥 FD30 Fire doors

All fire doors are solid core construction

FSC® Certified

Rebated door pairs can be ordered from stock (not bi-fold or fire doors) with a short lead time. Contact us for fire door options.

Add the finishing touch...

see page 115



Mistral White Glazed

Mistral White



Mistral White is also available in Oak and Walnut, see pages 31 & 59.



Mistral White Glazed



Mistral White Bi-fold



Bi-folds are easy to install into existing flush linings (without door stop). Supplied ready hinged with pivots, brackets and a sliding track. Please note that the actual bi-fold supplied is slightly smaller than the door size listed, to accommodate tracking.



PRIMED	
Size (mm)	Code
1981 610 35	LMIS20
1981 686 35	LMIS23
1981 762 35	LMIS26
1981 838 35	LMIS29
2040 526 40	LMIS526
2040 626 40	LMIS626
2040 726 40	LMIS726
2040 826 40	LMIS826
1981 686 44	LMIS23FD30 🔥
1981 762 44	LMIS26FD30 🔥
1981 838 44	LMIS29FD30 🔥
2040 726 44	LMIS726FD30 🔥
2040 826 44	LMIS826FD30 🔥
2040 926 44	LMIS926FD30 🔥



PRIMED	
Size (mm)	Code
1981 686 35	LMIS23G
1981 762 35	LMIS26G
1981 838 35	LMIS29G
2040 626 40	LMIS626G
2040 726 40	LMIS726G
2040 826 40	LMIS826G

Glazed fire doors with raised beading available to order.




PRIMED	
Size (mm)	Code
1981 762 35	LMISBF26

Mistral White Bi-fold is also available in Oak, see page 31.



- Bespoke options
- Standard core construction



Apollo

Finish:

White primed

Style:

Apollo/Barbican: MDF face with ladder style feature grooves

Savoy/Phoenix: Grooved cottage style central panel

Ripple: Textured effect

Glazing:

Barbican: Etched flat safety glass with clear rectangular

pattern and raised beading

Clear flat safety glass with flush (Ripple) and raised

(Phoenix) beading

Other:

🔥 FD30 Fire doors

All fire doors are solid core construction, apart from Ripple which are semi-solid

FSC® Certified

Rebated door pairs can be ordered from stock (not Ripple or fire doors) with a short lead time. Contact us for fire door options.

Add the finishing touch...

see page 116



Bs Bespoke options



Semi-solid core construction




Standard core construction

**PRIMED**

Size (mm)	Code
1981 610 35	LAPO20
1981 686 35	LAPO23
1981 762 35	LAPO26
1981 838 35	LAPO29
1981 610 44	LAPO20FD30 🔥
1981 686 44	LAPO23FD30 🔥
1981 762 44	LAPO26FD30 🔥
1981 838 44	LAPO29FD30 🔥

Apollo



Barbican

**PRIMED**

Size (mm)	Code
1981 686 35	LBAR23
1981 762 35	LBAR26
1981 838 35	LBAR29
1981 762 44	LBAR26FD30 🔥
1981 838 44	LBAR29FD30 🔥



Ripple (shown painted)


Savoy



PRIMED

Size (mm)	Code
1981 610 35	LSAV20
1981 686 35	LSAV23
1981 762 35	LSAV26
1981 838 35	LSAV29
1981 610 44	LSAV20FD30
1981 686 44	LSAV23FD30
1981 762 44	LSAV26FD30
1981 838 44	LSAV29FD30

Phoenix



PRIMED

Size (mm)	Code
1981 686 35	LPHO23
1981 762 35	LPHO26
1981 838 35	LPHO29



Ripple



PRIMED

Size (mm)	Code
1981 610 35	RIP20
1981 686 35	RIP23
1981 762 35	RIP26
1981 838 35	RIP29
1981 686 45	RIP23FD30
1981 762 45	RIP26FD30
1981 838 45	RIP29FD30

Ripple



PRIMED

Size (mm)	Code
1981 686 35	RIP23G
1981 762 35	RIP26G
1981 838 35	RIP29G



Dominion



Elektra

Finish:

Adelphi/Dominion: White primed
Elektra/Lyric/Novello: Pre-finished white

Style:

MDF face with feature grooves

Glazing:

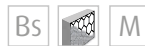
Dominion: Etched flat safety glass with clear rectangular pattern and raised beading

Other:

- Certifire FD30 Fire doors
- FD30 Fire doors

All fire doors are solid core construction
FSC® Certified (Adelphi and Dominion only)
Rebated door pairs can be ordered from stock (not bi-fold or fire doors) with a short lead time.

Adelphi



PRIMED			
Size (mm)		Code	
1981 610 35		LADE20	
1981 686 35		LADE23	
1981 762 35		LADE26	
1981 838 35		LADE29	
1981 686 44		LADE23FD30	
1981 762 44		LADE26FD30	
1981 838 44		LADE29FD30	

Adelphi Bi-fold



PRIMED			
Size (mm)		Code	
1981 762 35		LADEBF26	

Bi-folds are easy to install into existing flush linings (without door stop). Supplied ready hinged with pivots, brackets and a sliding track. Please note that the actual bi-fold supplied is slightly smaller than the door size listed, to accommodate tracking.



Add the finishing touch...

see page 116



- Matching door pairs cannot be guaranteed
- Bespoke options
- Standard core construction

Make a statement with a pocket door system see page 110



Novello

Dominion



PRIMED			
Size (mm)		Code	
1981 686 35		LDM23	
1981 762 35		LDM26	
1981 838 35		LDM29	
1981 762 44		LDM26FD30	🔥
1981 838 44		LDM29FD30	🔥

Elektra



PRE-FINISHED			
Size (mm)		Code	
1981 610 35		LELE20	
1981 686 35		LELE23	
1981 762 35		LELE26	
1981 838 35		LELE29	
1981 686 44		LELE23FD30	💧
1981 762 44		LELE26FD30	💧
1981 838 44		LELE29FD30	💧

Lyric



PRE-FINISHED			
Size (mm)		Code	
1981 610 35		LLYR20	
1981 686 35		LLYR23	
1981 762 35		LLYR26	
1981 838 35		LLYR29	
1981 686 44		LLYR23FD30	💧
1981 762 44		LLYR26FD30	💧
1981 838 44		LLYR29FD30	💧

Novello



PRE-FINISHED			
Size (mm)		Code	
1981 610 35		LNOV20	
1981 686 35		LNOV23	
1981 762 35		LNOV26	
1981 838 35		LNOV29	
1981 762 44		LNOV26FD30	💧
1981 838 44		LNOV29FD30	💧



Axis White

Make a statement with a pocket door system
see page 110

Finish:

White primed

Style:

Wide shaker panel design

Axis Ripple: Textured ripple effect centre panel

Glazing:

Clear flat safety glass

Other:

🔥 FD30 Fire doors

All fire doors are solid core construction

FSC® Certified

Rebated door pairs can be ordered from stock (not fire doors or bi-folds) with a short lead time.

Add the finishing touch...

see page 116



Axis White Bi-fold

Axis White



PRIMED

Size (mm)	Code
1981 610 35	SAXI20
1981 686 35	SAXI23
1981 762 35	SAXI26
1981 838 35	SAXI29
1981 686 44	SAXI23FD30 🔥
1981 762 44	SAXI26FD30 🔥
1981 838 44	SAXI29FD30 🔥

Axis White Glazed



PRIMED

Size (mm)	Code
1981 686 35	SAXI23G
1981 762 35	SAXI26G
1981 838 35	SAXI29G

Axis White Ripple



PRIMED

Size (mm)	Code
1981 610 35	SAXIRIP20
1981 686 35	SAXIRIP23
1981 762 35	SAXIRIP26
1981 838 35	SAXIRIP29

Axis White Bi-fold



PRIMED

Size (mm)	Code
1981 762 35	SAXIBF26

Axis White Glazed Bi-fold



PRIMED

Size (mm)	Code
1981 762 35	SAXIBFG26

Bi-folds are easy to install into existing flush linings (without door stop). Supplied ready hinged with pivots, brackets and a sliding track. Please note that the actual bi-fold supplied is slightly smaller than the door size listed, to accommodate tracking.

Axis White is also available in Oak and Walnut, see pages 45 & 60.



Axis Ripple centre panel



- Solid core construction
- Semi-solid core construction



Quartz Glazed

Make a statement with a pocket door system
see page 110

Finish:

White primed

Style:

Geometric hexagonal design

Glazing:

Clear flat safety glass

Other:

FSC® Certified

Rebated door pairs can be ordered from stock with a short lead time

Add the finishing touch...
see page 116



NEW Quartz



PRIMED

Size (mm)	Code
1981 686 35	CQTZ23
1981 762 35	CQTZ26
1981 838 35	CQTZ29

NEW Quartz Glazed



PRIMED

Size (mm)	Code
1981 686 35	CQTZ23G
1981 762 35	CQTZ26G

Solid core construction



Quartz



Aurora Clear Glazed

Make a statement with a pocket door system see page 110

Finish:

White primed

Style:

Retro sunshine door

Glazing:

Clear or etched flat safety glass

Other:


FSC® Certified

Rebated door pairs can be ordered from stock with a short lead time.

Aurora Etched Glazed is not suitable as a door pair.

Add the finishing touch...

see page 116



Aurora



Aurora Clear Glazed



Aurora Etched Glazed



Aurora Etched Glazed has opaque etched glass



PRIMED

Size (mm)	Code
1981 686 35	CAUR23
1981 762 35	CAUR26
1981 838 35	CAUR29




PRIMED

Size (mm)	Code
1981 610 35	CAUR20G
1981 686 35	CAUR23G
1981 762 35	CAUR26G



PRIMED

Size (mm)	Code
1981 686 35	CAUR23ETCG
1981 762 35	CAUR26ETCG

 Solid core construction



Geo

Make a statement with a pocket door system see page 110

Finish:

White primed

Style:

Recessed flat panels

Glazing:

Clear flat safety glass

Other:

🔥 FD30 Fire doors

Eccentro fire doors are solid core construction, Geo are semi-solid

FSC® Certified

Rebated door pairs can be ordered from stock (not fire doors) with a short lead time.



Add the finishing touch...

see page 116



Geo



Geo Glazed



Eccentro



Eccentro Glazed



PRIMED

Size (mm)	Code
1981 610 35	SGEO20
1981 686 35	SGEO23
1981 762 35	SGEO26
1981 838 35	SGEO29
1981 686 44	SGEO23FD30 🔥
1981 762 44	SGEO26FD30 🔥
1981 838 44	SGEO29FD30 🔥



PRIMED

Size (mm)	Code
1981 686 35	SGEO23G
1981 762 35	SGEO26G
1981 838 35	SGEO29G



PRIMED

Size (mm)	Code
1981 610 35	SECC20
1981 686 35	SECC23
1981 762 35	SECC26
1981 838 35	SECC29
1981 686 44	SECC23FD30 🔥
1981 762 44	SECC26FD30 🔥
1981 838 44	SECC29FD30 🔥



PRIMED

Size (mm)	Code
1981 686 35	SECC23G
1981 762 35	SECC26G
1981 838 35	SECC29G

🏠 Solid core construction

🏠 Semi-solid core construction



Rushmore White

Finish:
White primed

Style:
Recessed flat panels

Glazing:
Clear flat safety glass

Other:
🔥 FD30 Fire doors
FSC® Certified
Rebated door pairs can be ordered from stock (not fire doors or bi-folds) with a short lead time.



PRIMED			
Size (mm)		Code	
1981 610 35		CRUS20	
1981 686 35		CRUS23	
1981 762 35		CRUS26	
1981 838 35		CRUS29	
1981 686 44		CRUS23FD30 🔥	
1981 762 44		CRUS26FD30 🔥	
1981 838 44		CRUS29FD30 🔥	

PRIMED			
Size (mm)		Code	
1981 762 35		CRUSTL26	

Rushmore White is also available in Oak. see page 47.

PRIMED			
Size (mm)		Code	
1981 610 35		CBAR20	
1981 686 35		CBAR23	
1981 762 35		CBAR26	
1981 838 35		CBAR29	
1981 686 44		CBAR23FD30 🔥	
1981 762 44		CBAR26FD30 🔥	
1981 838 44		CBAR29FD30 🔥	

PRIMED			
Size (mm)		Code	
1981 686 35		CDOI23	
1981 762 35		CDOI26	
1981 838 35		CDOI29	



Make a statement with a pocket door system see page 110



Antigua

Antigua



PRIMED

Size (mm)	Code
1981 610 35	CANTI20
1981 686 35	CANTI23
1981 762 35	CANTI26
1981 838 35	CANTI29
1981 686 44	CANTI23FD30
1981 762 44	CANTI26FD30
1981 838 44	CANTI29FD30

Tobago



PRIMED

Size (mm)	Code
1981 686 35	CTOB23
1981 762 35	CTOB26
1981 838 35	CTOB29
1981 762 44	CTOB26FD30
1981 838 44	CTOB29FD30

Tobago FD30 fire door has raised beading



Bi-folds are easy to install into existing flush linings (without door stop). Supplied ready hinged with pivots, brackets and a sliding track. Please note that the actual bi-fold supplied is slightly smaller than the door size listed, to accommodate tracking.



Antigua Bi-fold



PRIMED

Size (mm)	Code
1981 762 35	CANTIBF26

Tobago Bi-fold



PRIMED

Size (mm)	Code
1981 762 35	CTOBBF26

Solid core construction



Make a statement with a pocket door system see page 110

Finish:

White primed

Style:

Recessed flat panels

Jamaica/Trinidad: includes decorative muntins.

Glazing:

Clear flat safety glass

Other:

🔥 FD30 Fire doors

FSC® Certified

Rebated door pairs can be ordered from stock (not fire doors or bi-folds) with a short lead time.

Add the finishing touch...

see page 116



Jamaica



PRIMED			
Size (mm)		Code	
1981	610	35	CJAM20
1981	686	35	CJAM23
1981	762	35	CJAM26
1981	838	35	CJAM29
1981	686	44	CJAM23FD30 🔥
1981	762	44	CJAM26FD30 🔥
1981	838	44	CJAM29FD30 🔥

Trinidad



PRIMED			
Size (mm)		Code	
1981	686	35	CTRI23
1981	762	35	CTRI26
1981	838	35	CTRI29

🖼️ Solid core construction

Montserrat



PRIMED			
Size (mm)		Code	
1981	610	35	CMON20
1981	686	35	CMON23
1981	762	35	CMON26
1981	838	35	CMON29
1981	610	44	CMON20FD30 🔥
1981	686	44	CMON23FD30 🔥
1981	762	44	CMON26FD30 🔥
1981	838	44	CMON29FD30 🔥

Cayman



PRIMED			
Size (mm)		Code	
1981	686	35	CCAY23
1981	762	35	CCAY26
1981	838	35	CCAY29

Montserrat Bi-fold



PRIMED			
Size (mm)		Code	
1981	762	35	CMONBF26

Cayman Bi-fold



PRIMED			
Size (mm)		Code	
1981	762	35	CCAYBF26

Bi-folds are easy to install into existing flush linings (without door stop). Supplied ready hinged with pivots, brackets and a sliding track. Please note that the actual bi-fold supplied is slightly smaller than the door size listed, to accommodate tracking.



Make a statement with a pocket door system see page 110

4 Line Horizontal Glazed

IMPORTANT: Moulded panel doors are vulnerable to high humidity. Make sure plasterwork etc. has been allowed to dry out sufficiently before fitting them in new or refurbished homes.

Finish:

Cottage: White primed, grained effect
 Quattro/4 Line Horizontal: White primed, smooth effect

Style:

Moulded panel

Glazing:

Clear flat safety glass with flush beading
 Cottage 1 Light: clear with etched lines

Other:

🔥 FD30 Fire doors

All fire doors are semi-solid core construction

FSC® Certified


Add the finishing touch...
 see page 116



Colour Options Paint Service

Looking to paint your doors a different colour?
 Let us take the hassle away and arrange for your doors to be professionally spray painted. Our White Moulded doors are suitable for this service – look out for the 🌈 icon. Contact us with your preferred RAL Classic colour reference and we'll do the rest!
 See page 14 for more information.

NEW 4 Line Horizontal



PRIMED SMOOTH

Size (mm)	Code
1981 610 35	PAT20
1981 686 35	PAT23
1981 762 35	PAT26
1981 838 35	PAT29
1981 610 44	PAT20FD30 🔥
1981 686 44	PAT23FD30 🔥
1981 762 44	PAT26FD30 🔥
1981 838 44	PAT29FD30 🔥

NEW 4 Line Horizontal Glazed



PRIMED SMOOTH

Size (mm)	Code
1981 762 35	PAT26G

- 🏠 Standard core construction
- 🌈 Colour Options Service (not suitable for smooth finish doors)

Quattro



PRIMED SMOOTH

Size (mm)	Code
1981 610 35	QUA20
1981 686 35	QUA23
1981 711 35	QUA24
1981 762 35	QUA26
1981 838 35	QUA29
1981 610 44	QUA20FD30 🔥
1981 686 44	QUA23FD30 🔥
1981 762 44	QUA26FD30 🔥
1981 838 44	QUA29FD30 🔥

Quattro Glazed



PRIMED SMOOTH

Size (mm)	Code
1981 686 35	QUA4L23
1981 762 35	QUA4L26
1981 838 35	QUA4L29

Cottage 5



PRIMED GRAINED

Size (mm)	Code
1981 610 35	MCOT520
1981 686 35	MCOT523
1981 762 35	MCOT526
1981 838 35	MCOT529
1981 610 44	MCOT520FD30 🔥
1981 686 44	MCOT523FD30 🔥
1981 762 44	MCOT526FD30 🔥
1981 838 44	MCOT529FD30 🔥

Cottage 1 Light



PRIMED GRAINED

Size (mm)	Code
1981 686 35	MCOT51L23
1981 762 35	MCOT51L26
1981 838 35	MCOT51L29



Canterbury (grained), painted in RAL 7003 Moss Grey

Make a statement with a pocket door system see page 110

Finish

White primed grained and smooth effect

Style:

Moulded panel

Glazing:

Andorra: etched with clear rectangular pattern

Canterbury 2 Light & Bi-fold:

Grained: etched flat safety glass with clear diamond pattern lines and flush beading

Smooth: clear flat safety glass with flush beading

Canterbury 2 Light FD30: Clear flat fire glass with raised beading

Other:

🔥 FD30 Fire doors

All fire doors are semi-solid core construction

FSC® Certified



PRIMED GRAINED			
Size (mm)			Code
1981	610	35	CAP20
1981	686	35	CAP23
1981	762	35	CAP26
1981	838	35	CAP29
2040	726	40	CAP726
2040	826	40	CAP826
1981	610	44	CAP20FD30 🔥
1981	686	44	CAP23FD30 🔥
1981	762	44	CAP26FD30 🔥
1981	838	44	CAP29FD30 🔥
2040	726	44	CAP726FD30 🔥
2040	826	44	CAP826FD30 🔥
2040	926	44	CAP926FD30 🔥

- Solid core construction
- Standard core construction
- Colour Options Service (not suitable for smooth finish doors)

Caprice



Andorra



PRIMED GRAINED			
Size (mm)			Code
1981	686	35	CAPAND23
1981	762	35	CAPAND26
1981	838	35	CAPAND29

Canterbury



Canterbury
2 panel



Canterbury
2 Light FD30



Canterbury
2 Light



2 Light: Smooth
with clear glass



PRIMED GRAINED

Size (mm)	Code
1981 610 35	CAN20
1981 686 35	CAN23
1981 711 35	CAN24
1981 762 35	CAN26
1981 838 35	CAN29
2032 813 35	CAN28
2040 626 40	CAN626
2040 726 40	CAN726
2040 826 40	CAN826
1981 610 44	CANHH20
1981 686 44	CANHH23
1981 762 44	CANHH26
1981 838 44	CANHH29
2032 813 44	CANHH28
2040 726 44	CANHH726
2040 826 44	CANHH826
2040 926 44	CANHH926



PRIMED GRAINED 2 PANEL

Size (mm)	Code
1981 457 35	CAN16
1981 533 35	CAN19
2040 526 40	CAN526



PRIMED GRAINED

Size (mm)	Code
1981 762 44	CANGL26FD30
1981 838 44	CANGL29FD30



PRIMED GRAINED ETCHED GLASS

Size (mm)	Code
1981 686 35	CANGL23
1981 762 35	CANGL26
1981 838 35	CANGL29
2032 813 35	CANGL28
2040 726 40	CANGL726

PRIMED SMOOTH CLEAR GLASS

1981 686 35	SMCANGLC23
1981 762 35	SMCANGLC26
1981 838 35	SMCANGLC29

Canterbury
Bi-fold



Canterbury
Glazed Bi-fold



PRIMED SMOOTH

Size (mm)	Code
1981 610 35	SMCAN20
1981 686 35	SMCAN23
1981 762 35	SMCAN26
1981 838 35	SMCAN29
1981 610 44	SMCANHH20
1981 686 44	SMCANHH23
1981 711 44	SMCANHH24
1981 762 44	SMCANHH26
1981 838 44	SMCANHH29
2032 813 44	SMCANHH28
2040 926 44	SMCANHH926



PRIMED GRAINED

Size (mm)	Code
1981 610 35	CANBF20
1981 762 35	CANBF26



PRIMED GRAINED

Size (mm)	Code
1981 762 35	CANBFGLT26

Add the finishing touch...
see page 116



Bi-folds are easy to install into existing flush linings (without door stop). Supplied ready hinged with pivots, brackets and a sliding track. Please note that the actual bi-fold supplied is slightly smaller than the door size listed, to accommodate tracking.



IMPORTANT:

Moulded panel doors are vulnerable to high humidity. Make sure plasterwork etc. has been allowed to dry out sufficiently before fitting them in new or refurbished homes.

Colour Options Paint Service

Contact us with your preferred RAL Classic colour reference and we'll do the rest!



Make a statement with a pocket door system see page 110

IMPORTANT:
Moulded panel doors are vulnerable to high humidity. Make sure plasterwork etc. has been allowed to dry out sufficiently before fitting them in new or refurbished homes.

Colour Options Paint Service
Contact us with your preferred RAL Classic colour reference and we'll do the rest!

Faro

Finish:
White primed grained and smooth effect

Style:
Moulded panel

Glazing:
Faro: clear flat safety glass with flush beading
Decima: clear bevelled safety glass with brushed chrome camings and raised perimeter beading
Edwardian: etched flat safety glass with clear diamond pattern lines and flush beading
Classique: clear flat safety glass with flush beading

Other:
🔥 FD30 Fire doors

All fire doors are semi-solid core construction, apart from Faro which is solid FSC® Certified

Faro



PRIMED GRAINED				
Size (mm)		Code		
1981	686	35	CAPFAR23	
1981	762	35	CAPFAR26	
1981	838	35	CAPFAR29	
1981	762	44	CAPFAR26FD30	🔥
1981	838	44	CAPFAR29FD30	🔥

Decima



PRIMED GRAINED				
Size (mm)		Code		
1981	686	35	CCAPDEC23	
1981	762	35	CCAPDEC26	
1981	838	35	CCAPDEC29	

Edwardian 2 Light



PRIMED GRAINED				
Size (mm)		Code		
1981	686	35	EDGLS23	
1981	762	35	EDGLS26	
1981	838	35	EDGLS29	

Faro FD30 has clear flat safety glass with etched lines and raised perimeter beading.



Colonist



PRIMED GRAINED

Size (mm)	Code
1981 610 35	COL20
1981 686 35	COL23
1981 711 35	COL24
1981 762 35	COL26
1981 838 35	COL29
2032 813 35	COL28
2040 626 40	COL626
2040 726 40	COL726
2040 826 40	COL826
1981 610 44	COLHH20
1981 686 44	COLHH23
1981 762 44	COLHH26
1981 838 44	COLHH29
2032 813 44	COLHH28
2040 726 44	COLHH726
2040 826 44	COLHH826
2040 926 44	COLHH926

PRIMED SMOOTH

1981 610 35	SMCOL20
1981 686 35	SMCOL23
1981 762 35	SMCOL26
1981 838 35	SMCOL29
2032 813 35	SMCOL28
1981 686 44	SMCOLHH23
1981 762 44	SMCOLHH26
1981 838 44	SMCOLHH29
2032 813 44	SMCOLHH28

Grained



Smooth



Colonist 3 panel



PRIMED GRAINED 3 PANEL

Size (mm)	Code
1981 457 35	COL16
1981 533 35	COL19
2040 526 40	COL526

PRIMED SMOOTH 3 PANEL

1981 457 35	SMCOL16
1981 533 35	SMCOL19

Colonist Bi-fold



PRIMED GRAINED

Size (mm)	Code
1981 762 35	COLBF26
1981 914 35	COLBF30

Classique



PRIMED GRAINED

Size (mm)	Code
1981 533 35	CLA19
1981 610 35	CLA20
1981 686 35	CLA23
1981 711 35	CLA24
1981 762 35	CLA26
1981 838 35	CLA29
2032 813 35	CLA28
2040 726 40	CLA726
2040 826 40	CLA826
1981 686 44	CLAHH23
1981 762 44	CLAHH26
1981 838 44	CLAHH29

Classique 6 Light Pairs



PRIMED GRAINED

Size (mm)	Code
1981 1220 35	CLAGLSPR40

Classique 6 Light



PRIMED GRAINED

Size (mm)	Code
1981 686 35	CLAGLS23
1981 762 35	CLAGLS26
1981 838 35	CLAGLS29
2032 813 35	CLAGLS28

Classique Bi-fold



PRIMED GRAINED

Size (mm)	Code
1981 610 35	CLABF20
1981 762 35	CLABF26

Add the finishing touch...
see page 116



Bi-folds are easy to install into existing flush linings (without door stop). Supplied ready hinged with pivots, brackets and a sliding track. Please note that the actual bi-fold supplied is slightly smaller than the door size listed, to accommodate tracking.



Standard core construction

Colour Options Service (not suitable for smooth finish doors)

EXTERNAL EXTREME DOOR HANDLE PACKS WHITE PAINTED FINISH LAMINATES WALNUT OAK URBAN INDUSTRIAL

POCKET DOOR SYSTEMS

Clever, space saving solution that
is easy to install.



A pocket door system that enables doors to slide conveniently into a wall cavity and save space whilst looking incredibly stylish.

Easy to install* with a rigid frame, our pocket door systems are supplied pre-assembled so that they can be fitted in half the time of other brands.

Available for both single and double door situations in a selection of sizes, almost all of JB Kind's internal doors are suitable for use as a pocket door. You can also choose from a selection of pocket door accessories too!

Key features:

- Easy to install* rigid frame, supplied pre-assembled
- Fitted in half the time of other brands
- Designed for stud and plasterboard
- Door is fitted after all installation and decoration has been completed, avoiding any potential damage to your door.
- Door choice can be changed in the future without structural alteration to the wall.
- Compatible sliding door hardware available
- Available in single and double format

*We always recommend using a professional fitter.



Pocket door cassette:

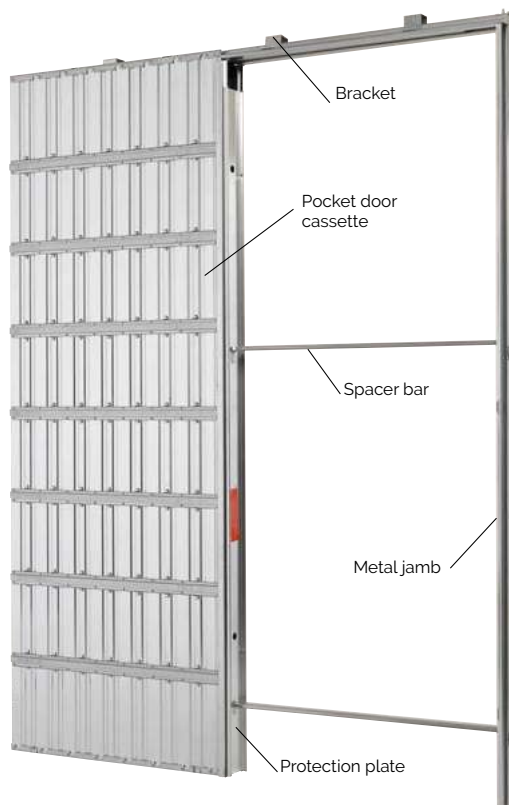
The cassette structure is made from 0.5mm galvanised steel, with the sides formed from single pieces of pressed steel which is corrugated for complete stability. Transverse ribs fixed to the corrugations further re-inforce the structure and allow fixing of plasterboard direct to the cassette. The internal pocket cavity is protected by a cover during installation.

Spacer bars:

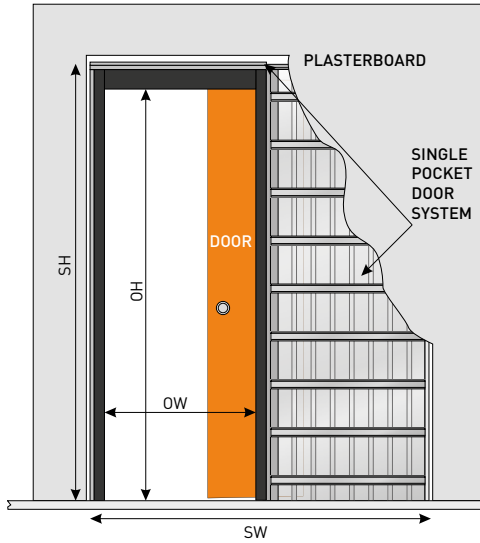
Twin spacer bars are supplied that are fixed between the cassette and jamb during installation to ensure the structure remains square.

Specifications:

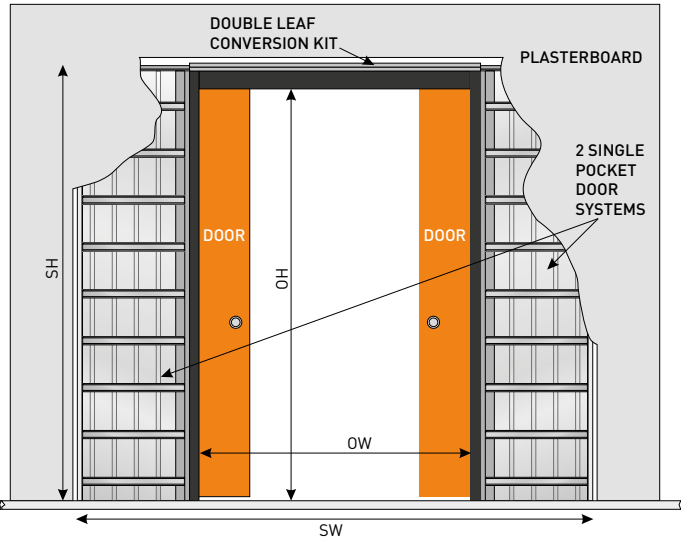
Suits door thickness 35mm with a maximum door weight 80Kg.



Single Pocket Door



Double Pocket Door



Single and Double Pocket Door – Size Guide

Door Size (individual)		Clear Opening Size (walkthrough area)			Structural Opening Size of the Unit			Finished Wall Thickness
Width	Height	Single	Double	Single	Double	Height		
mm	mm	Width (OW)	Width (OW)	Width (SW)	Width (SW)	Height (SH)	mm	
686	1981	650	1300	1425	2742	2075	125	
762	1981	740	1500	1625	3142	2075	125	
838	1981	800	1600	1725	3342	2075	125	
915	1981	890	1800	1925	3742	2075	125	

Single Pocket Door System

Code (mm)	Door Size Width	Door Size Height
POCSYSSGL686	686	1981
POCSYSSGL762	762	1981
POCSYSSGL838	838	1981
POCSYSSGL915	915	1981

Double Pocket Door Conversion Kit*

Code (mm)	Single Door Size Width	Single Door Size Height
DBLLEAFKIT686	686	1981
DBLLEAFKIT762	762	1981
DBLLEAFKIT838	838	1981
DBLLEAFKIT915	915	1981

*For a double pocket door you will need to purchase two single pocket door systems and a double leaf conversion kit. eg. 2 x POCSYSSGL686 and 1 x DBLLEAFKIT686

Additional Accessories



Code	Description
SCDAMPER	Soft close damper unit
ACLOSER	Automatic door closer
DBLSIMOP	Double simultaneous operator
CIRCPULL	Flush Door Pull Pack (satin stainless steel, includes 2 circular flush pulls and a round finger pull for the door edge)
CIRCBATHLOCK	Bathroom Door Hook Lock Pack (satin stainless steel, includes turn and release, hook latch, adjustable keep and finger pull)

Timber Accessory Kits

Available in either white primed or varnished oak, Accessory Kits are required to complete pocket door installation.



Single pocket door kit (shown in oak)

Includes: 2 x cover moulds with brush seals, header cover and jamb with seals

Code	Oak Varnished
SGLVOC	single pocket door kit
DBLVOC	double pocket door kit



Double pocket door kit (shown as white primed)

Includes: 4 x cover moulds with brush seals and 2 x header covers

Code	White Primed
SGLWPRIAC	single pocket door kit
DBLWPRIAC	double pocket door kit



Mistral Walnut

How to order a Pocket Door System: Your step by step guide

STEP 1

Single or Double Pocket Door System

Use our size guide tables to check your requirements. For a double pocket door, you will need to purchase two single pocket door systems and a double leaf conversion kit.

STEP 2

Choose your door design

The majority of our door designs are suitable for use as pocket doors. However, some doors that have raised mouldings and 44mm fire doors are not suitable. Please get in touch if you're in any doubt.

STEP 3

Timber accessory kits

You will need an accessory kit as the pocket door system cannot be installed without one. Choose from either white primed or varnished oak, available for both single and double options.

STEP 4

Door Grooving

The bottom edge of the door will need to be grooved to fit in the floor guide of a pocket system.

If required, our in-house joinery workshop can pre-groove your doors prior to delivery, for a small charge.

STEP 5

Optional accessories

Automatic Door Closer: is a self-closing system that enables the door to glide into place automatically after being opened.

Double simultaneous operator: enables a double pocket door to open and close simultaneously.

Soft-close damper unit: applies a brake making sure that the door moves slowly and smoothly to a close.

STEP 6

Door furniture

Choose from either a bathroom privacy lock or flush door pull.

STEP 7

Finding a JB Kind door supplier

Take a look at the Supplier Locator on our website or approved Online Partners.

Once you've chosen a place to purchase from, then just hand over all of your requirements and your doors and pocket systems should be with you in no time!

If you do have any questions, our expert JB Kind team is on hand to help you out, just call **01283 554197** or email info@jbkind.com

EXTERNAL EXTREME | DOOR HANDLE PACKS | WHITE | PAINTED FINISH | LAMINATES | WALNUT | OAK | URBAN INDUSTRIAL

DOOR HANDLE PACKS



Door Handle Latch Packs are the perfect partner for your JB Kind doors

Enjoy the convenience of a stylish door handle latch pack, supplied with everything that you need to fit your door in one box. Each pack comes with a pair of handles, a latch, a keep and three quality ball bearing hinges.

Check out our chrome handle packs, as they come with a time saving SmartLatch. This innovative latch can be quickly installed in less than 5 minutes, saving tradesmen up to 25 minutes per door. This time-saving advantage is a real plus point, as less cutting out of the door is required.

Smartlatch: Fit in under five minutes

<p>Step one: Using a 25mm drill bit, bore out to 75mm in depth.</p>	<p>Step two: Using the same bit, drill the hole for the spindle.</p>	<p>Step three: Then simply insert the latch.</p>	<p>Step four: Fit handles.</p>

NEW Raven Copper Copper finish



Raven Copper
Standard latch pack RAVCULP
Privacy latch pack RAVCUPP

Raven Black Black matt finish



Raven Black
Standard latch pack RAVLP
Privacy latch pack RAVPP



*Raven handle packs do not include a smart latch.

Our chrome privacy latch packs come with a revolutionary push button, which means there is no requirement to purchase or fit a separate bathroom lock.

With a 10 year parts and mechanism guarantee, the premium stainless steel and zinc diecast construction provides that all important peace of mind when purchasing our chrome handle packs.

Please note: the hinges provided in our latch packs are not suitable for use with fire doors. Fire door hinges are available separately, call 01283 554197 for details.



Roller Polished and satin chrome finish



Roller
Standard latch pack IROLLP Privacy latch pack IROLPP

Blade Satin chrome finish



Blade
Standard latch pack IBLALP Privacy latch pack IBLAPP

Wave Polished chrome finish



Wave
Standard latch pack IWAVLP Privacy latch pack IWAVPP

Drift Polished chrome and satin nickel finish



Drift
Standard latch pack IDRILP Privacy latch pack IDRIPP

Curl Polished chrome and satin nickel finish



Curl
Standard latch pack ICURLP Privacy latch pack ICURPP

Tube Satin chrome finish



Tube
Standard latch pack ITUBLP Privacy latch pack ITUBPP

Each pack includes



SMARTLATCH

Essential Door Care & Maintenance Advice

The principal enemy of timber doors is excess exposure to moisture or dryness. Having left our custody, we have no control over the conditions to which they are subjected and to avoid any subsequent cause for disappointment, we strongly advise the following advice is heeded. If suitable care and treatment is not taken to prevent the free passage of moisture either into or out of the wooden door, stresses within timber may be released resulting in movement or distortions such as swelling, shrinking, warping, splitting, twisting or even discolouration. We are unable to accept any liability for any failings where they have arisen due to the free passage of moisture.

Storage

Upon receipt, check your doors carefully for condition and suitability, as claims made later may not be considered. Please store doors laid flat, fully supported off the floor with at least three full width bearers of the same dimension in a dry fully ventilated area, with protective packaging intact. Doors supplied unfinished should be thoroughly sealed on all faces and edges prior to the commencement of any joinery work, although first sizing them may be to advantage. We recommend that veneered doors are sealed using Manns Extra Tough Interior Varnish or Manns Door Oil.

Wood finishes

There are numerous brands on the market and we fear many are formulated to achieve a low market price rather than quality. We have tested Manns Extra Tough Interior Varnish and Manns Door Oil which have produced excellent results. For this reason we strongly recommend the use of one of these two finishes to help protect the guarantee. Either of these two finishes will provide a lasting seal between component parts. Good quality solvent or acrylic finishes may be used, but check they are suitable for use with timber laminates or veneers. Follow the treatment manufacturer's instructions carefully and avoid over applying the treatment, particularly the first coat.

We recommend keeping a copy of the claims made for the product in the event it fails to perform. It is vital all finishing systems are applied equally to both sides and edges at the same time. Rapid changes in ambient moisture are extremely detrimental especially when unbalanced.

Natural oils such as Danish oil, tung oil and linseed oil are not suitable for use with any of our products. These solutions are penetrating oils and are not suitable for use with veneered doors. The application of a base coat stain or paint primer alone is not deemed to form a seal. Failures related to treatment will be assessed based on their application and the claims made by their manufacturer.

Installation

Check the door for suitability prior to commencing work. Claims made later may not be considered. When trimming doors, reduce them equally and not excessively from the top and bottom for height, to the hanging edge only for the width, if minimal, but equally with the meeting edge if a greater amount is necessary.

Recesses for hinges (3 No. 75mm internal, 3 No. 100mm external) and mortises for latch/locks etc. should be cut to the minimum recommended sizes. Panel door rail joints will be significantly weakened if mortises are located there. On completion remove doors, taking off all ironmongery and treat every cut/untreated surface liberally with a number of coats of an appropriate treatment before finally refitting. Remember to pay attention to all edges of your door, particularly any exposed end grain where the propensity for moisture is much greater.

Installation - Fire doors

When fitting our FD30 fire doors, please note that there are strict limitations about how much they can be trimmed and these must not be exceeded. Ironmongery used in the installation of fire doors must be strictly in accordance with the door's certification and appropriate for use with a fire door.

Internal door specific

We strongly advise against the installation of all types of timber doors into a building with recent plastered or screeded areas. Wet sites with enclosed unheated buildings represent extremely detrimental environments and must be thoroughly dry, without condensation, before doors are introduced. Even our pre-finished doors should not be exposed to inappropriate damp site conditions.

External door specific

Even in times past, it was never advisable or intended that timber entrance doors be fully

exposed to the worst elements of our climate, even if well coated. A South / South Westerly elevation is the worst direction for the prevailing weather and exposure to the hottest sun which can seriously degrade external doors.

We recommend they are set back from the front face of the building or covered by a canopy or porch way projecting not less than about 1.5m, regardless of elevation. Always fit with a suitable weatherboard regardless of frame cill type fitted, to prevent droplets of moisture hanging from the door bottom.

Future maintenance is most important to retain good appearance over many years and we recommend washing down with warm water and detergent every two to three years and re-coating.

Quality standards

All external and internal doors are supplied in accordance with BS EN 942:2007 "Timber in Joinery General Classification of Timber Quality", BS 5278:1976/EN25:1975 "Doors measurement of Dimensions and of Defects of Squareness of Door Leaves" and BS EN 951:1999 "Door leaves. Method for measurement of height, width, thickness and squareness".

Any claims against warranty relating to manufacture will be assessed strictly in accordance with the criteria contained within.

Any claims against warranty relating to storage, handling or installation of any of our doors will be assessed against guidelines contained within BS8000 part 5:1990 and British Standard Code of Practice CP151. JB Kind Terms and Conditions of Trading apply.

Safety Glass

To comply with building regulations all our pre-glazed doors meet the requirements of the European standards.

IMPORTANT

Wood is a natural material and variations in colour and graining should be expected. Note: With door pairs we cannot guarantee an exact veneer match.

Colours depicted are representative only and are reproduced as accurately as the printing process will allow.

For a perfect finish...

Applying a quality finish to your internal doors ensures their long term appearance and performance.

We recommend the following finishing products that have been tested on our unfinished oak internal doors with excellent results.

Please refer to www.mannsuk.com for more information and to purchase these products directly.

All-in-one natural hard wax oil that dries to a natural, clear matt finish.



Clear, water based varnish that is available in 4 sheen levels.



EXTERNAL EXTREME DOOR HANDLE PACKS WHITE PAINTED FINISH LAMINATES OAK WALNUT URBAN INDUSTRIAL

EXTERNAL EXTREME

Tigris Glazed Extreme, shown painted



Our External Extreme door range has revolutionised the replacement front door market!

Constructed with an exceptionally durable and dimensionally stable top layer of MEDITE@TRICOYA@EXTREME and sealed with a factory applied paint finish, ensuring that the doors can withstand all weathers – and to illustrate just how confident we are, we issue every External Extreme door with a 10 year guarantee!

All External Extreme doors are:

- Weather resistant
- Supplied with a 10 year guarantee
- Suitable for fitting in a day!
- Supplied with a weather bar
- Perfect for over painting



Head to our website for more info
jbkind.com/products/external-doors



Traditionally used for cladding and facias, MEDITE@TRICOYA@EXTREME's hard-wearing and weather resistant properties make it perfect for use within the structure of external doors.



DURABLE
Longer lasting, perfect for external use.



SUSTAINABLY SOURCED
FSC® Certified. Wood used from sustainable sources.



LOWER MAINTENANCE COSTS
Extended periods between exterior coatings maintenance.



PERFECT FOR COATING
Improved stability and durability enhances service life of the coating. Damaged coating will not affect the core.



ENHANCED STABILITY
Swelling and shrinking dramatically reduced.



RESISTANT TO FUNGAL DECAY
Effective barrier to fungal decay.



Finish:
Pre-finished white

Style:
Tigris: Grooved ladder style panels
Thames: Grooved cottage style panels
Colonial/2XG: Raised panels

Glazing:
Pilkington™ double glazed units
Tigris/Colonial: opal flat glass
Thames/2XG: clear flat glass

Other:
Composite core
Weather bar included
FSC® Certified



Weather bar

Tigris Extreme



U Value 1.4

PRE-FINISHED			
Size (mm)	Code		
1981 838 44	EXTIG29		

Tigris Glazed Extreme



U Value 1.6


PRE-FINISHED			
Size (mm)	Code		
1981 838 44	EXTIG29G		



Colonial 4 Panel Glazed Extreme

URBAN INDUSTRIAL
OAK
WALNUT
LAMINATES
PAINTED FINISH
WHITE
DOOR HANDLE PACKS
EXTERNAL EXTREME

Thames Extreme



U Value 1.4

PRE-FINISHED

Size (mm)	Code
1981 838 44	EXTHA29

Thames Glazed Extreme



U Value 1.6

PRE-FINISHED

Size (mm)	Code
1981 838 44	EXTHA29G

Colonial 4 Panel Extreme



U Value 2.1

PRE-FINISHED

Size (mm)	Code
1981 838 44	EX4P29

Colonial 4 Panel Glazed Extreme



U Value 2.0

PRE-FINISHED

Size (mm)	Code
1981 838 44	EX4PTL29

2XG Extreme



U Value 1.8

PRE-FINISHED

Size (mm)	Code
1981 762 44	E2XGIP26G
1981 838 44	E2XGIP29G

INDEX - Doors & Accessories

2XG Extreme	External Extreme	121	Hardwick	White Classic	83
4 Line Horizontal / Glazed	White Moulded	105	Hudson / Glazed	Laminates	69
Adelphi / Bi-fold	White Contemporary	90	Humber	Oak Classic	43
Alabama Cinza / Glazed	Laminates	71	Jamaica	White Shaker	103
Alabama Fumo / Glazed	Laminates	70	Lara	Walnut	61
Andorra	White Moulded	106	Louvre	Painted Finish	77
Antigua / Bi-fold	White Shaker	101	Lyric	White Contemporary	91
Apollo	White Contemporary	88	Matterhorn	Oak Shaker	49
Arden	Oak Classic	41	Medina	Oak Contemporary	29
Ardosia / Glazed	Painted Finish	75	Mersey	Oak Classic	43
Aurora / Glazed	White Shaker	97	Metro Black / Glazed	Urban Industrial	25
Axis Oak / Glazed	Oak Shaker	45	Metro White / Glazed	Urban Industrial	25
Axis Ripple	White Shaker	93	Mistral Oak / Glazed / Bi-fold	Oak Contemporary	31
Axis Walnut / Glazed	Walnut	60	Mistral Walnut / Glazed	Walnut	59
Axis White / Glazed / Bi-folds	White Shaker	93	Mistral White / Glazed / Bi-fold	White Contemporary	87
Barbados	White Shaker	100	Montserrat / Bi-fold	White Shaker	103
Barbican	White Contemporary	88	Nevis	Oak Shaker	47
Bela	Oak Contemporary	29	Novello	White Contemporary	91
Belton / Glazed	White Classic	81	Osborne	White Classic	81
Blade	Door Handle Packs	116	Ostria / Glazed	Oak Contemporary	35
Blenheim	Oak Contemporary	37	Palomino / Glazed	Oak Contemporary	33
Canterbury / Glazed / Bi-folds	White Moulded	107	Parisienne	Walnut	61
Caprice	White Moulded	106	Phoenix	White Contemporary	89
Catton / Glazed	White Classic	83	Pintado Grey / Glazed	Painted Finish	75
Cayman / Bi-fold	White Shaker	103	Plaza Black / Glazed	Urban Industrial	21
Charnwood	Oak Classic	41	Plaza White / Glazed	Urban Industrial	21
Chartwell	Oak Contemporary	37	Pocket Doors & Accessories	Pocket Door Systems	110-113
Cherwell / Glazed	Oak Cottage	53	Quartz / Glazed	White Shaker	95
Churnet	Oak Classic	39	Quattro / Glazed	White Moulded	105
City Black / Glazed	Urban Industrial	23	Raven Black / Copper	Door Handle Packs	115
City White / Glazed	Urban Industrial	23	Ripple / Glazed	White Contemporary	89
Civic Black / Glazed	Urban Industrial	19	Roller	Door Handle Packs	116
Civic White / Glazed	Urban Industrial	19	Rushmore Oak	Oak Shaker	100
Classique / Glazed / Pairs / Bi-fold	White Moulded	109	Rushmore White / Glazed	White Shaker	100
Clementine	Oak Contemporary	37	Rustic Oak 4 Panel	Oak Cottage	55
Colonial 4 Panel Extreme / Glazed	External Extreme	121	Rustic Oak DX	Oak Cottage	55
Colonist / Bi-fold	White Moulded	109	Rustic Oak Ledged	Oak Cottage	55
Colorado / Glazed	Laminates	69	Rustic Oak Ledged - Brace Kit Pack	Oak Cottage	55
Cottage 5 / Glazed	White Moulded	105	Savoy	White Contemporary	89
Curl	Door Handle Packs	116	Severn	Oak Classic	39
Darwen	Oak Classic	43	Sherwood	Oak Classic	41
Dean	Oak Classic	41	Sirocco / Glazed	Oak Contemporary	35
Decima	White Moulded	108	Snowdon / Bi-fold	Oak Shaker	47
Derwent	Oak Classic	39	Spencer	Oak Contemporary	37
Dominica	White Shaker	100	Tate	Painted Finish	77
Dominion	White Contemporary	91	Thames Extreme / Glazed	External Extreme	121
Dove / Pairs	Oak Classic	38	Thames Oak	Oak Cottage	51
Drift	Door Handle Packs	116	Thames 1 Light / FD30	Oak Cottage	51
Eccentro / Glazed	White Shaker	99	Thames 6 Light	Oak Cottage	52
Eden	Oak Classic	43	Thames 1/2 Light	Oak Cottage	52
Edwardian Glazed	White Moulded	108	Thames Bi-fold	Oak Cottage	52
Eiger	Oak Shaker	49	Tigris Cinza / Glazed	Laminates	67
Elektra	White Contemporary	91	Tigris Extreme / Glazed	External Extreme	120
Emral Oak	Oak Contemporary	29	Tigris Ivory / Glazed	Laminates	65
Emral Walnut	Walnut	59	Tigris Lava / Glazed	Laminates	65
Emral White	White Contemporary	85	Tigris Oak	Oak Contemporary	29
Etna / Bi-fold	Oak Shaker	48	Tigris Walnut	Walnut	59
Faro	White Moulded	108	Tigris White / Bi-fold	White Contemporary	85
Fernor	Walnut	61	Tobago / Bi-fold	White Shaker	101
Franquette	Walnut	61	Trent	Oak Classic	38
Fuji / FD30 / Bi-fold	Oak Shaker	49	Trinidad	White Shaker	103
Geo / Glazed	White Shaker	99	Tube	Door Handle Packs	116
Gisburn	Oak Classic	41	Wave	Door Handle Packs	116
Grizedale	Oak Classic	41			



Civic Black

EXTERNAL EXTREME DOOR HANDLE PACKS WHITE PAINTED FINISH LAMINATES WALNUT OAK URBAN INDUSTRIAL



Follow our doors



Visit our website to view an interactive version of this brochure.

Contact your local stockist

We reserve the right to make alterations or modify specifications without notice. Errors and omissions excepted.



JB Kind Limited
Portal Place, Astron Business Park, Heathcote Road,
Swadlincote, Derbyshire DE11 9DW
T: 01283 554197 F: 01283 554182
E: info@jbkind.com

www.jbkind.com